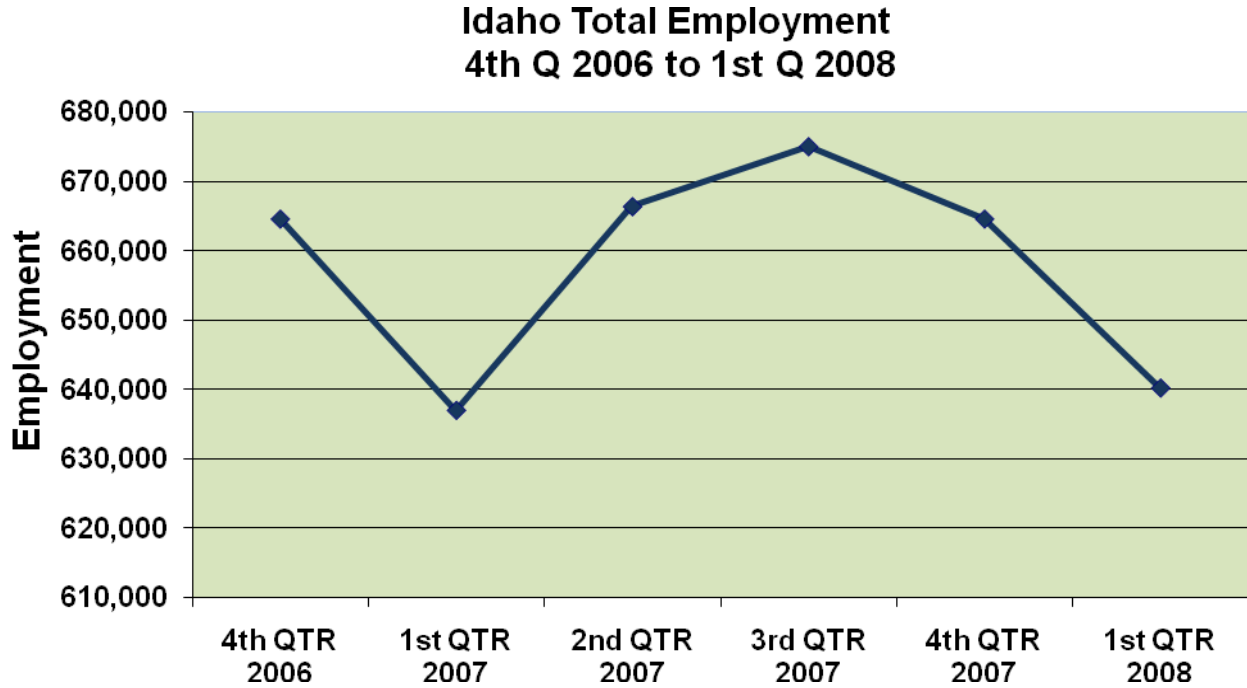


IDAHO
Quarterly Employment and Wages
1st Quarter of 2008-Newsletter release-August 2008

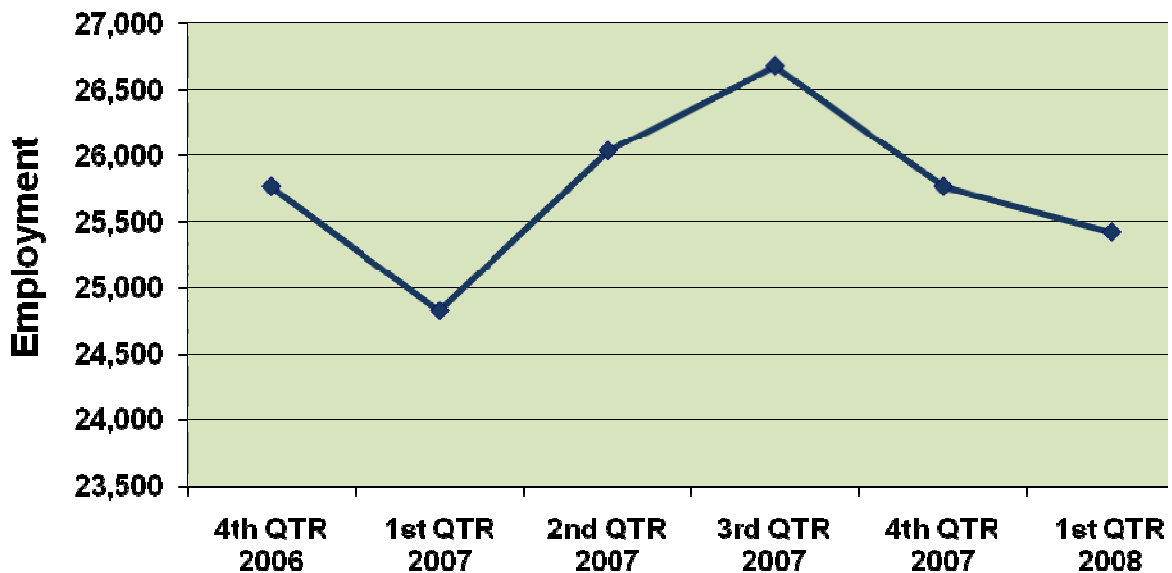
Idaho employment in the first quarter of 2008 tumbled 24,372 from fourth quarter, the largest quarter-to-quarter job loss in eight years. The last job loss of 24,000 or more was during the end of the national recession in late 2001 and early 2002. The slowdown in employment activity across the state that started in the summer of 2007 accelerated in the first quarter of 2008.



Average employment for the January-March quarter was 640,146, which is down 3.7 percent from the previous quarter but up a half percent, or 3,200, from the same quarter last year. Private employment was off 13,474, or 2.4 percent, from the fourth quarter and 9,200, or 1.7 percent, from same quarter last year.

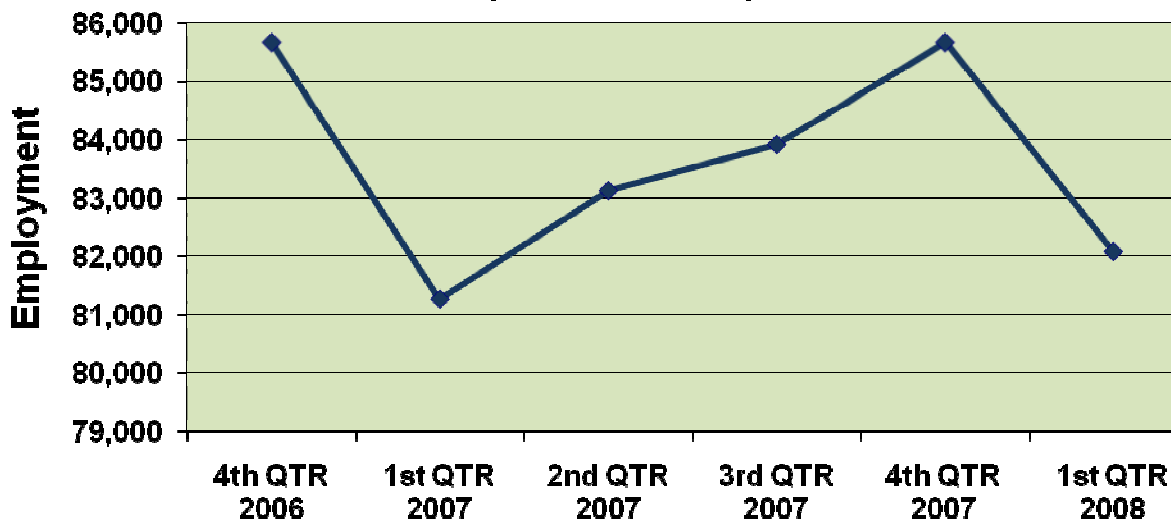
In addition, government employment including educational services averaged 112,478, down by a third of a percent from the previous quarter but up 2.2 percent from a year earlier. A record number of industries saw decreasing employment beyond seasonal changes. Government remained the largest employment sector in Idaho although there were seasonal decreases in environmental quality programs at both federal and state levels. See figure 1.

**Figure 1. Public Administration Employment:
4th Q 2006 to 1st Q 2008**



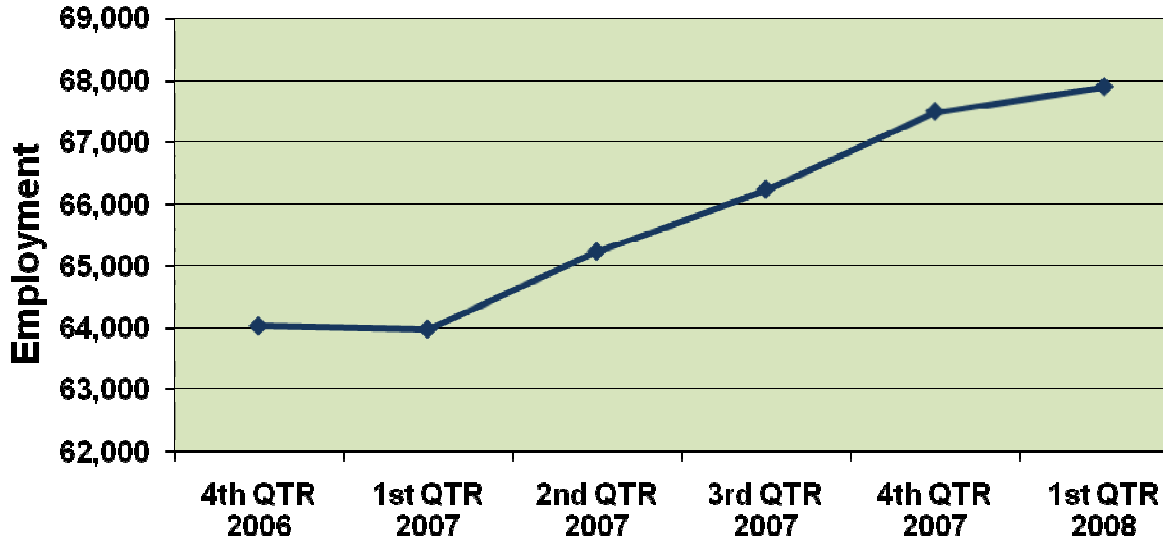
Retail trade maintained the highest employment in the private sector, averaging 82,079, but slow retail sales after the holiday season resulted in a decrease of 3,589 jobs, or 4.2 percent, from the fourth quarter. Year over year, employment was up 1 percent, the average for this industry. See figure 2.

**Figure 2. Retail Trade Employment:
4th Q 2006 to 1st Q 2008**



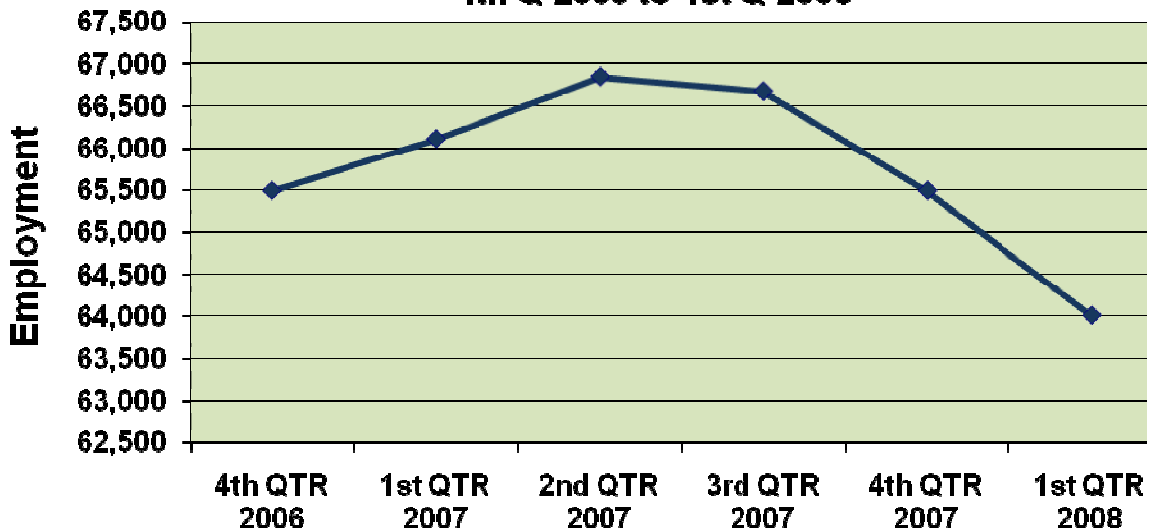
Health care and social assistance provided 67,895 jobs to remain the second largest industry, gaining 400 jobs from the fourth quarter and 3,900 jobs from a year before. But during the first quarter health care and social assistance experienced shallower growth than any other quarter during the previous year. Child care services experienced a 5.4 percent decline from the fourth quarter, tempering overall growth in the sector. See figure 3.

**Figure 3. Health Care and Social Assistance Employment:
4th Q 2006 to 1st Q 2008**



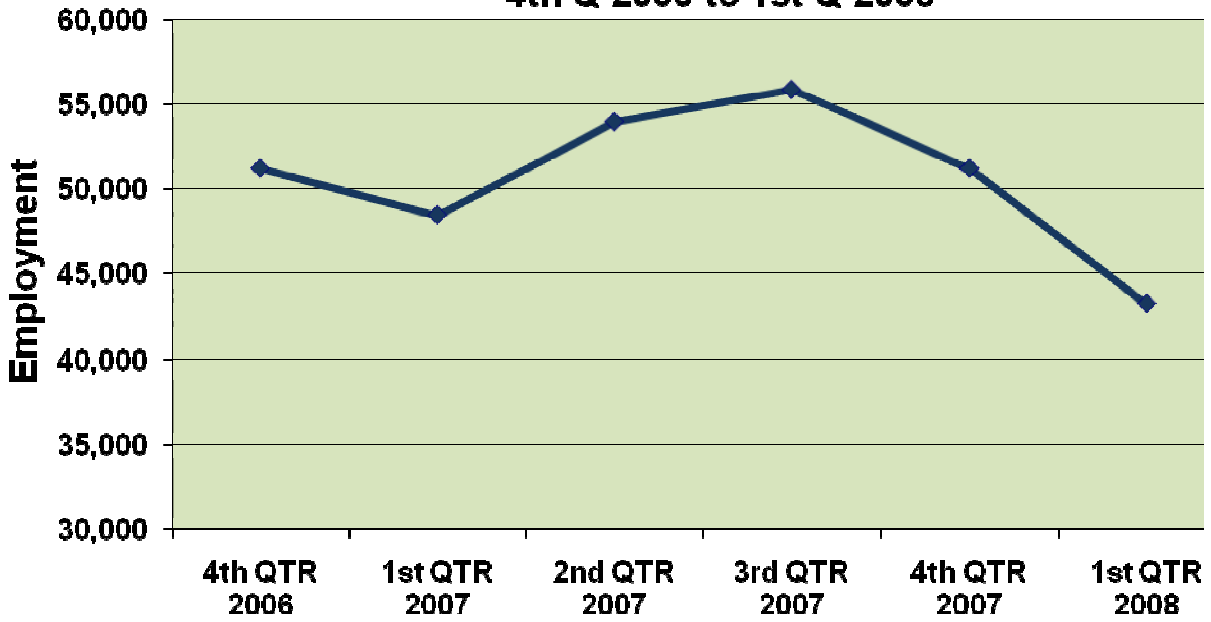
Manufacturing posted 64,003 jobs. While it was the third largest private industry sector in Idaho, it has been continuously shedding employment, mainly in durable goods production. Computer and electrical equipment manufacturing had combined job losses of 4,400, overwhelming relatively modest gains in other manufacturing areas to result in an overall loss of 2,100 manufacturing jobs since the first quarter of 2007. See figure 4.

**Figure 4. Manufacturing Employment:
4th Q 2006 to 1st Q 2008**



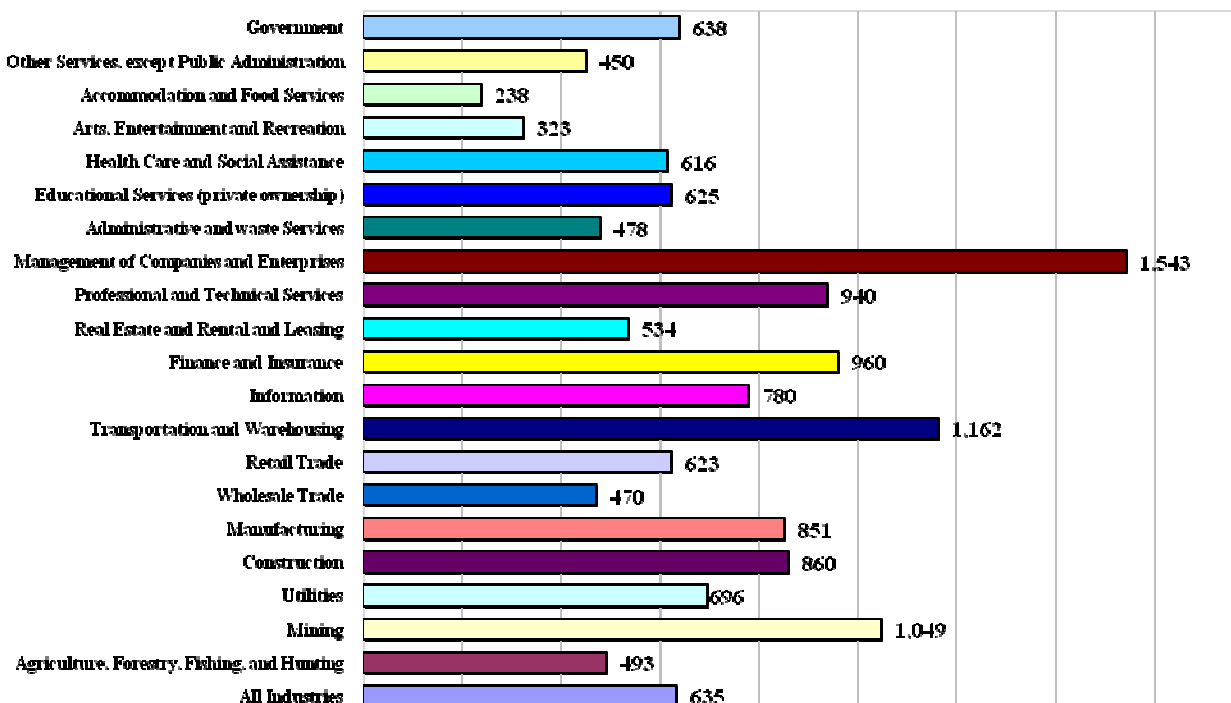
Job losses in construction, the other major component of the production side of the economy, were even greater at 7,900 from the fourth quarter and 5,200 Employment from a year earlier. The construction industry is the only one to suffer a 10 percent drop in employment over the previous year. See figure 5.

**Figure 5. Construction Employment:
4th Q 2006 to 1st Q 2008**



The average weekly wage for all industries in Idaho was \$635 in the first quarter of 2008, reflecting the seasonal decrease in wages of 7 percent. The highest weekly wage was in management of companies and enterprises at \$1,543 followed closely by utilities at \$1,162. Entertainment and recreation provided the lowest average weekly wage at \$238, \$85 below hotels and restaurants. See figure 6.

**Figure 6. Idaho Weekly Average Wages by Industry Sector
First Quarter 2008**



Professional, scientific and technical services added the most jobs from the fourth quarter at 436 followed closely by entertainment and recreation with 434. Health care and social assistance was the third and last industry with triple-digit growth, adding 402 jobs. On the other hand, there were four industries dropping over 3,000 jobs each, much more than the usual seasonal impact. Construction led the way, losing nearly 8,000 jobs from the fourth quarter, followed by administration and support services with nearly 4,900 fewer jobs and retail trade with a loss of 3,589.

*Ajsa Bektic, Research Analyst Senior
(208) 332-3570, ext. 3198
ajs.a.bektic@labor.idaho.gov*