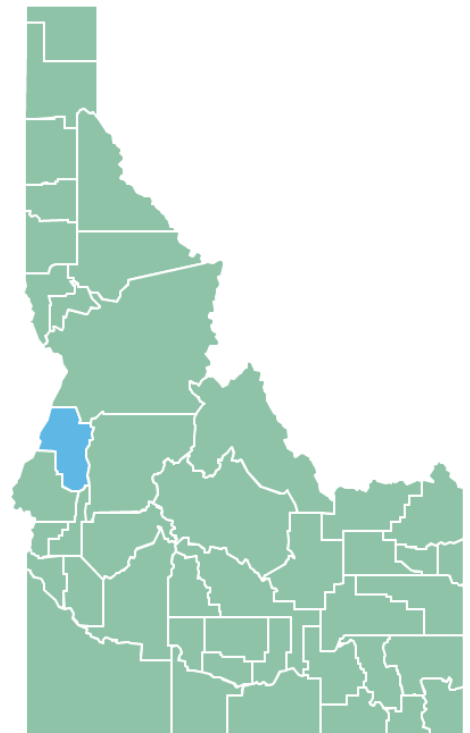


# Adams County Labor Force And Economic Profile

Last Updated: April 20, 2021

## Adams County Economic Overview

Civilian Labor Force (Mar 2021)	1,703
Unemployment Rate (Mar 2021)	5.0%
Population (2019)	4,097
Median Household Income (2019)	\$48,856
Per Capita Personal Income (2019)	\$39,038
Poverty Rate (2019)	12.1%



## 1. County Demographic Characteristics, 2019

	Adams County	Adams County (%)	State of Idaho (%)	United States (%)
<b>Total Population</b>	4,097	100.0%	1,717,750	324,697,795
<b>Race and Ethnicity</b>				
White alone, not hispanic	3,774	92.1%	82.0%	60.7%
Black or African American alone, not hispanic	16	0.4%	0.7%	12.3%
Native American alone, not hispanic	72	1.8%	1.1%	0.7%
Asian alone, not hispanic	0	0.0%	1.3%	5.5%
Hispanic, or Latino (of any race)	147	3.6%	12.5%	18.0%
<b>Gender</b>				
Male	2,112	51.5%	50.1%	49.2%
Female	1,985	48.5%	49.9%	50.8%
<b>Age</b>				
Median age	55.2	-	40.3	38.1
Under 18 years	701	17.1%	25.7%	22.6%
Over 18 years	3,396	82.9%	74.3%	77.4%
21 years and over	3,306	80.7%	70.2%	73.3%
Over 65 years	1,209	29.5%	15.4%	15.6%
<b>Educational Attainment (Population 25 years and Over)</b>				
Less than 9th grade	112	2.7%	2.2%	3.5%
High school graduate (with equivalencies)	1,119	27.3%	17.8%	18.3%
Some college, no degree	870	21.2%	16.9%	13.9%
Associate's degree	228	5.6%	6.4%	5.8%
Bachelor's degree	398	9.7%	12.1%	13.4%
Graduate or professional degree	281	6.9%	5.8%	8.4%
<b>Median Household Income</b>	\$48,856	-	\$56,605	\$62,843

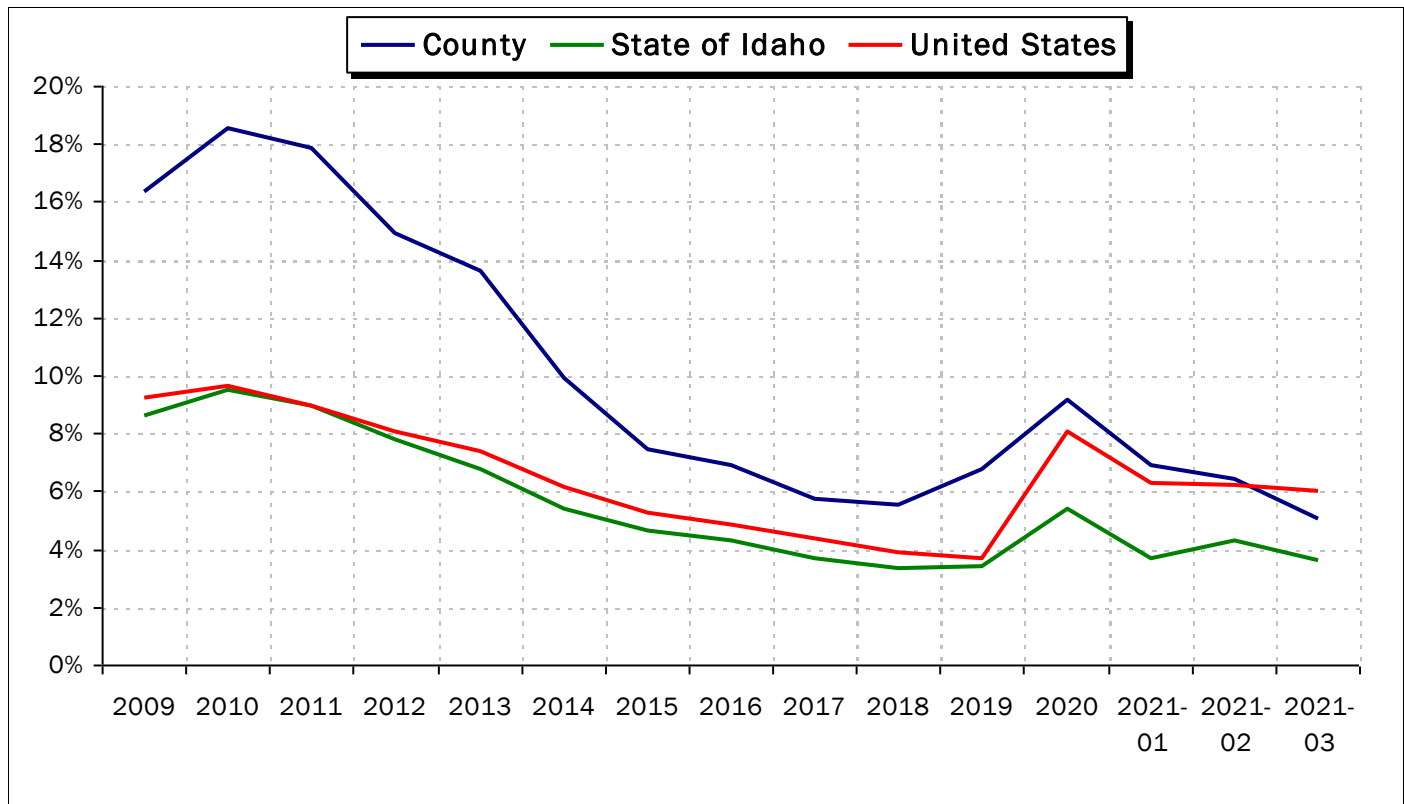
Source: US Census Bureau, American Community Survey 2019 5-Year Estimates

## 2. Labor Force

	Labor Force	Employment	Unemployed	Unemployment Rate
<b>March 2021</b>	1,703	1,617	86	5.0%
<b>March 2020</b>	1,734	1,642	92	5.3%

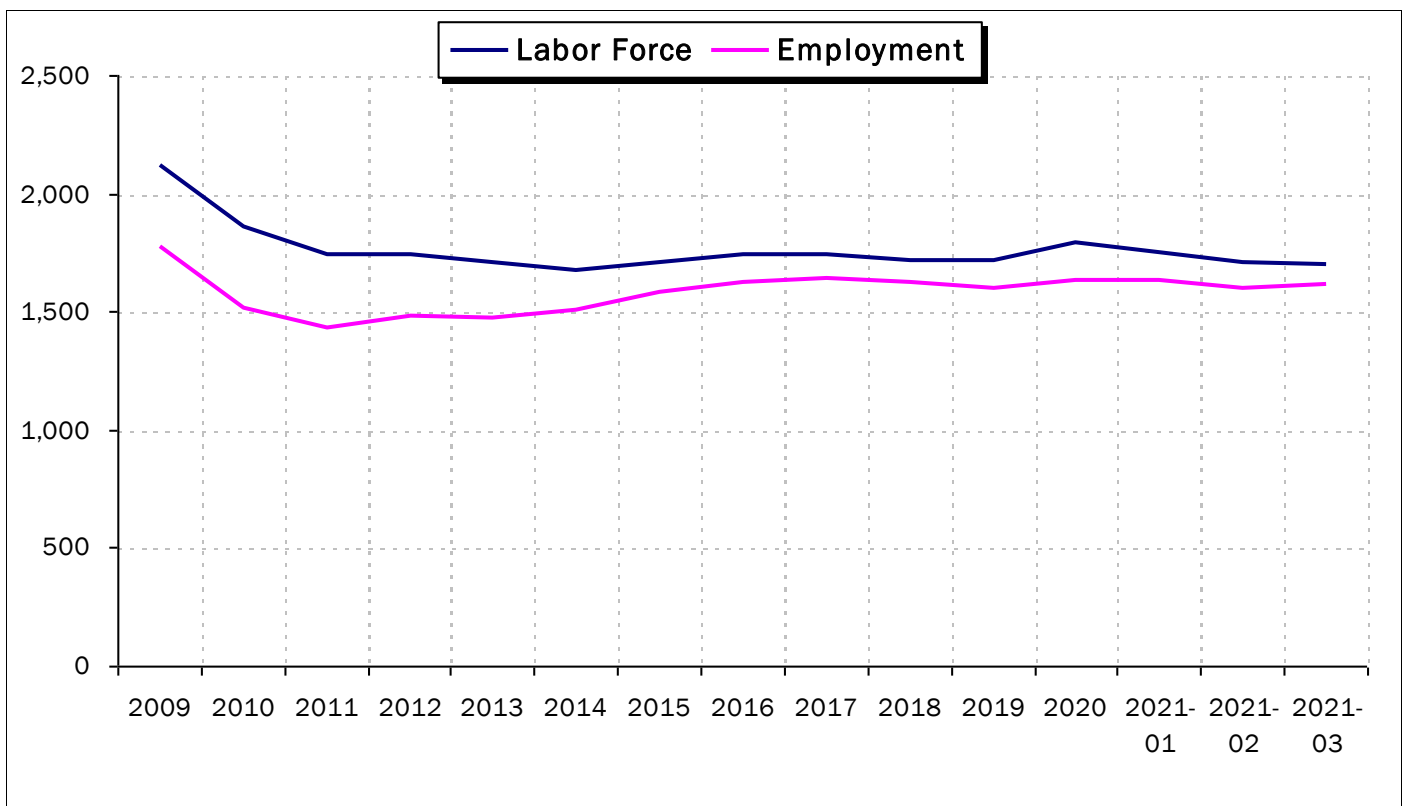
Source: Idaho Department of Labor

### 3. Seasonally-Adjusted Unemployment Rate, 2009 - Current



Source: Idaho Department of Labor

### 4. Seasonally-Adjusted Labor Force and Employment, 2009 - Current



Source: Idaho Department of Labor

## 5. Industry Employment and Wages - 2010, 2019 and 2020

Supersector	2010		2019		2020	
	Average Employment	Average Wages	Average Employment	Average Wages	Average Employment	Average Wages
Total Covered Wages	905	\$28,500	954	\$39,242	936	\$41,999
Agriculture	60	\$37,428	56	\$48,753	62	\$50,451
Construction	39	\$16,660	68	\$35,692	71	\$36,918
Manufacturing	32	\$20,320	128	\$45,875	121	\$46,177
Trade, Transportation, and Utilities	245	\$29,335	144	\$36,383	155	\$35,338
Information	13	\$23,855	24	\$76,899	25	\$99,448
Financial Activities	38	\$31,047	19	\$35,864	19	\$45,363
Professional and Business Services	51	\$40,124	35	\$36,472	38	\$52,065
Education and Health Services	41	\$24,510	166	\$33,478	161	\$37,087
Leisure and Hospitality	171	\$14,077	90	\$14,294	64	\$12,367
Other Services	13	\$25,534	15	\$26,948	10	\$33,683
Government	202	\$38,513	209	\$48,405	210	\$52,088

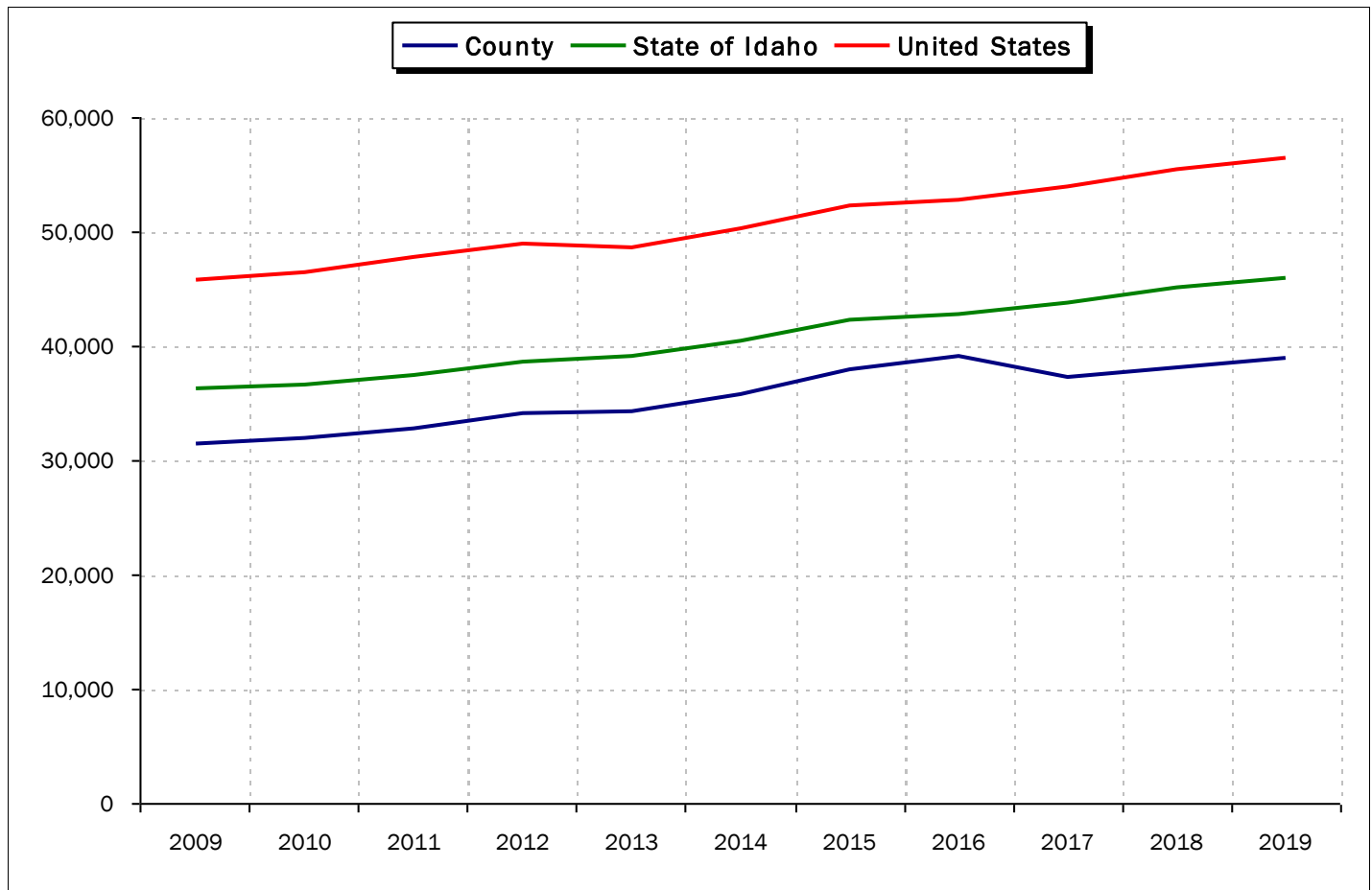
Source: Idaho Department of Labor

## 6. Top Employers, 2020

Employer	Ownership	Range
U.S. Forest Service	Federal Gov	100 - 249
Tamarack Mill	Private	50 - 99
Adams County	Local Gov	50 - 99
Council School District	Local Gov	50 - 99
Adams County Health Center	Private	10 - 49
Meadows Valley School District	Local Gov	10 - 49
J.i. Morgan Inc.	Private	10 - 49
M & W Market	Private	10 - 49
Jerry's Auto Parts	Private	10 - 49
Turning Point Convenience Store	Private	10 - 49

NOTE: Only employers that have given the Department permission to release employment range data are listed. Source: Idaho Department of Labor

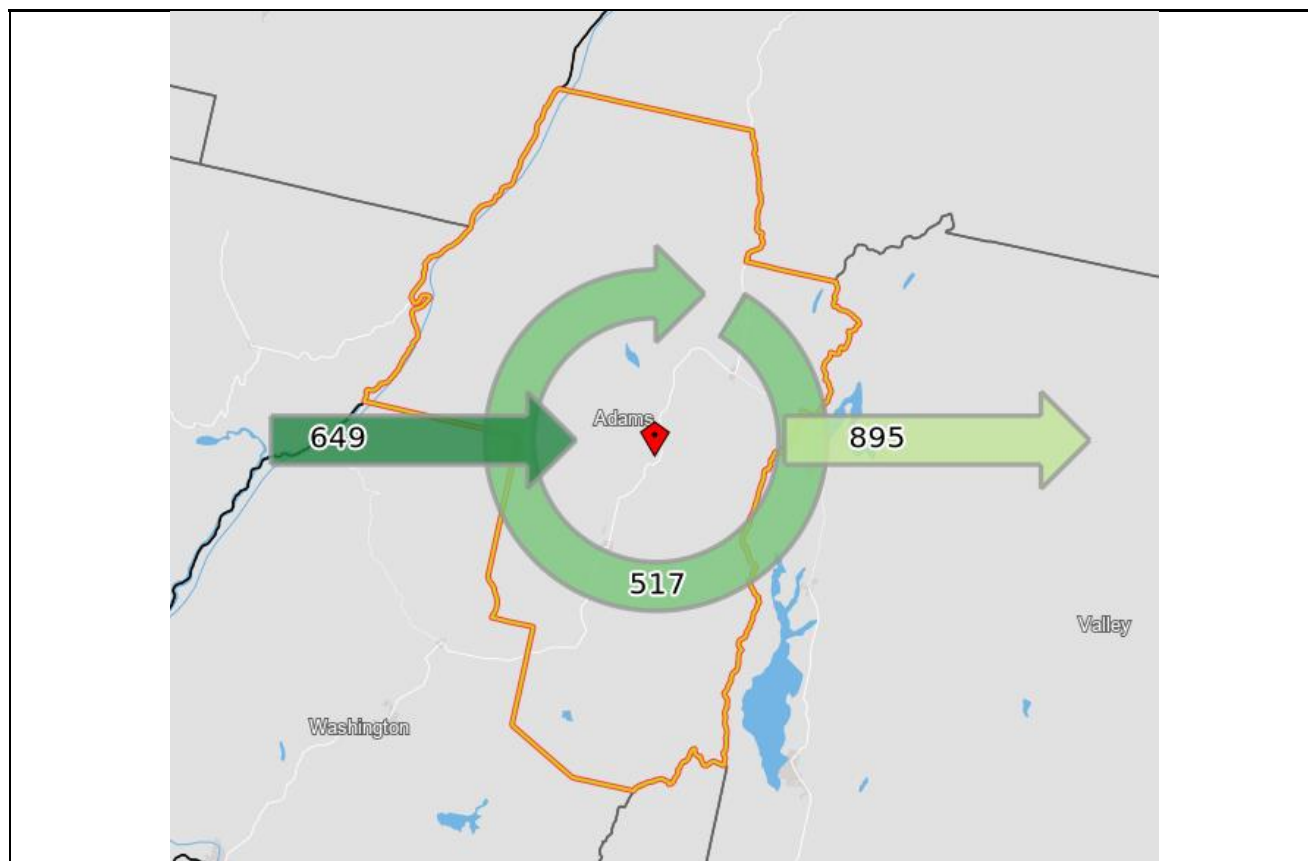
## 7. Real Per Capita Income, 2009 - 2019



Source: U.S. Bureau of Economic Analysis

## 8. Labor Force Commuting Patterns, 2018

It is estimated that 517 workers lived and worked in Adams County in 2018. Another 649 workers were employed in Adams County but lived outside, while 895 workers commuted to other counties for work.



Source: US Census Bureau

## 9. Top 10 Cities Where People Who Work in Adams County Live, 2018

City of Residence	All Jobs	Percentage
Council	121	10.4%
McCall	83	7.1%
New Meadows	48	4.1%
Boise City	40	3.4%
Nampa	20	1.7%
Weiser	12	1.0%
Meridian	11	0.9%
Caldwell	10	0.9%
Lewiston	9	0.8%
Riggins	8	0.7%

Note: "All Jobs" includes private and public sector jobs. It also includes a count of workers with multiple jobs. Source: US Census Bureau

## 10. Top 10 Cities Where People Who Live in Adams County Work, 2018

City of Employment	All Jobs	Percentage
Council	207	14.7%
McCall	167	11.8%
Boise City	166	11.8%
New Meadows	77	5.5%
Meridian	37	2.6%
Nampa	34	2.4%
Riggins	28	2.0%
Twin Falls	24	1.7%
Caldwell	18	1.3%
Cascade	15	1.1%

Note: "All Jobs" includes private and public sector jobs. It also includes a count of workers with multiple jobs. Source: US Census Bureau

### For more Information, Contact:

**Jan Roeser**, Regional Economist, Idaho Department of Labor • 317 W. Main Street, Boise, ID 83735 • (208) 332-3570 ext. 3639 • [jan.roeser@labor.idaho.gov](mailto:jan.roeser@labor.idaho.gov) • Labor Market Information website: [Imi.idaho.gov](http://Imi.idaho.gov)

— Blank Page —