

# Idaho Occupational and Wage Statistics

2023

Based on the May 2022 survey by the Occupational Employment and Wage Statistics (OEWS) program in cooperation with the federal Bureau of Labor Statistics (BLS).

Matthew Warnick  
Administrator

Georgia Smith  
Communications and Research Bureau Chief

Report prepared by  
Amanda Rea, Research Analyst Senior

For more information, contact Amanda Rea at (208) 332-3570 ext. 3478 or  
[amanda.rea@labor.idaho.gov](mailto:amanda.rea@labor.idaho.gov).

## Table of Contents

Overview.....	4
Map of Wage Area – Statewide.....	6
MSA 14260 Boise City, ID.....	7
MSA 17660 Coeur d’Alene, ID.....	8
MSA 26820 Idaho Falls, ID.....	9
MSA 30300 Lewiston, ID-WA.....	10
MSA 30860 Logan, UT-ID.....	11
MSA 38540 Pocatello, ID.....	12
MSA 46300 Twin Falls, ID.....	13
MSA 00006 Northwestern Idaho.....	14
MSA 00007 Southeast-Central Idaho.....	15
How to Read the Tables.....	16
Highest and Lowest Occupations and Wages.....	17
Data on Our Website.....	19

## Overview

The Idaho Occupational Employment and Wage Statistics program collects employment and wage statistics in Idaho in collaboration with the U.S. Department of Labor, Bureau of Labor Statistics on more than 750 occupations. The standardized collection and analysis methodology provide the ability for state and nationwide comparison. Data used in this publication are held in the strictest of confidence and used in an aggregate format spanning the last three years.

Employment and wage information is essential and provided valuable information to governments, businesses, private citizens, students, and academic and government researchers. The use of this data ranges from determining H1B worker wages, to Medicare rates, to federal project rates, and even to schools developing curriculum.

Statewide, Idaho workers earned on average \$24.69 per hour in May 2022 according to the latest OEWS estimates. The highest mean hourly paying occupation was 29-1212 Cardiologist at \$250.81. The lowest paying mean hourly occupation was 35-9099 Food Preparation and Serving Related Workers, All Other at \$8.84.

Data collected are coded using the nationwide Standard Occupational Classification (SOC) system. This includes the 22 major SOC groups.

### **SOC- Major Group Occupation**

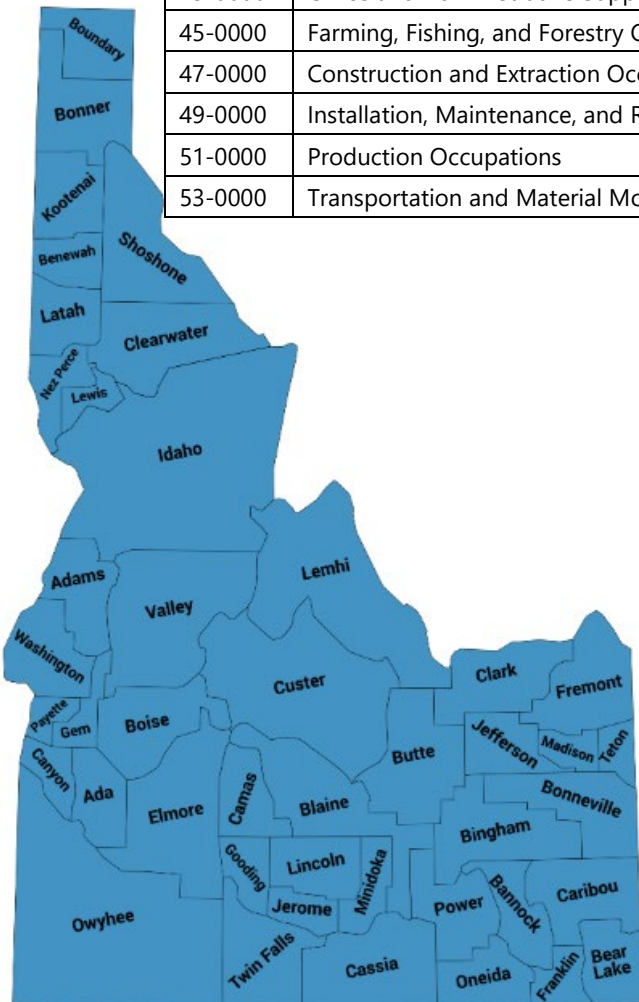
- 00- All Occupations
- 11- Management Occupations
- 13- Business and Financial Operations Occupations
- 15- Computer and Mathematical Occupations
- 17- Architecture and Engineering Occupations
- 19- Life, Physical, and Social Science Occupations
- 21- Community and Social Service Occupations
- 23- Legal Occupations
- 25- Educational Instruction and Library Occupations
- 27- Arts, Design, Entertainment, Sports, and Media Occupations
- 29- Healthcare Practitioners and Technical Occupations
- 31- Healthcare Support Occupations

- 33- Protective Service Occupations
- 35- Food Preparation and Serving Related Occupations
- 37- Building and Grounds Cleaning and Maintenance Occupations
- 39- Personal Care and Service Occupations
- 41- Sales and Related Occupations
- 43- Office and Administrative Support Occupations
- 45- Farming, Fishing, and Forestry Occupations
- 47- Construction and Extraction Occupations
- 49- Installation, Maintenance, and Repair Occupations
- 51- Production Occupations
- 53- Transportation and Material Moving Occupations

Occupations and their associated wages are collected from a stratified sample and are then used in aggregate form to estimate employment and wages across the state. This includes the estimated employment, mean wage, and percentage of total employment for these major SOC groups and their corresponding specific codes.

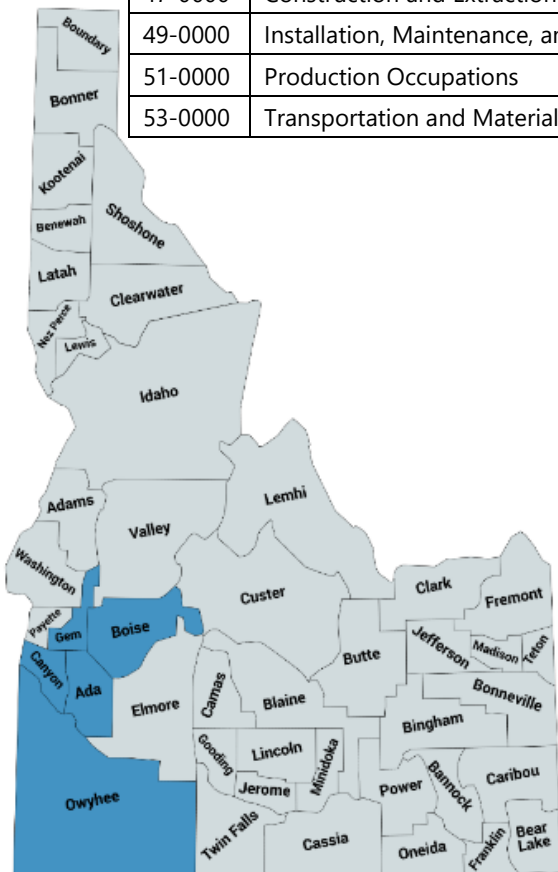
## Map of Wage Area – Statewide

SOC	Occupation Group	Employment	Avg. Hourly	Avg. Annual
00-0000	Total all occupations	797,420	\$24.69	\$51,351.00
11-0000	Management Occupations	53,520	\$43.71	\$90,914.00
13-0000	Business and Financial Operations Occupations	39,770	\$34.34	\$71,420.00
15-0000	Computer and Mathematical Occupations	18,870	\$40.59	\$84,429.00
17-0000	Architecture and Engineering Occupations	12,780	\$41.07	\$85,425.00
19-0000	Life, Physical, and Social Science Occupations	10,790	\$30.31	\$63,037.00
21-0000	Community and Social Service Occupations	11,880	\$25.10	\$52,213.00
23-0000	Legal Occupations	5,240	\$37.43	\$77,856.00
25-0000	Educational Instruction and Library Occupations	44,510	\$25.00	\$51,998.00
27-0000	Arts, Design, Entertainment, Sports, and Media Occupations	9,380	\$26.31	\$54,721.00
29-0000	Healthcare Practitioners and Technical Occupations	44,500	\$42.47	\$88,346.00
31-0000	Healthcare Support Occupations	35,850	\$15.86	\$32,988.00
33-0000	Protective Service Occupations	13,630	\$24.33	\$50,613.00
35-0000	Food Preparation and Serving Related Occupations	72,180	\$13.30	\$27,660.00
37-0000	Building and Grounds Cleaning and Maintenance Occupations	26,480	\$16.19	\$33,667.00
39-0000	Personal Care and Service Occupations	14,120	\$15.95	\$33,177.00
41-0000	Sales and Related Occupations	67,180	\$21.47	\$44,653.00
43-0000	Office and Administrative Support Occupations	105,490	\$19.35	\$40,247.00
45-0000	Farming, Fishing, and Forestry Occupations	5,220	\$19.86	\$41,306.00
47-0000	Construction and Extraction Occupations	48,520	\$23.86	\$49,620.00
49-0000	Installation, Maintenance, and Repair Occupations	36,890	\$24.40	\$50,751.00
51-0000	Production Occupations	53,990	\$20.67	\$42,992.00
53-0000	Transportation and Material Moving Occupations	66,650	\$20.20	\$42,009.00



## MSA 14260 Boise City, ID

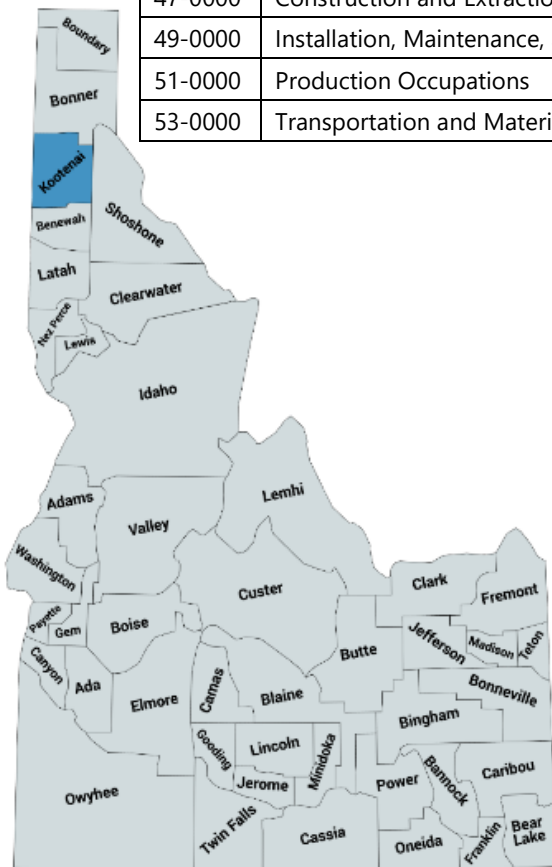
SOC	Occupation Group	Employment	Avg. Hourly	Avg. Annual
00-0000	Total all occupations	358,230	\$25.45	\$52,935.00
11-0000	Management Occupations	25,810	\$45.32	\$94,257.00
13-0000	Business and Financial Operations Occupations	20,870	\$34.83	\$72,444.00
15-0000	Computer and Mathematical Occupations	10,430	\$40.91	\$85,086.00
17-0000	Architecture and Engineering Occupations	5,960	\$38.20	\$79,451.00
19-0000	Life, Physical, and Social Science Occupations	3,680	\$31.16	\$64,820.00
21-0000	Community and Social Service Occupations	5,370	\$25.63	\$53,301.00
23-0000	Legal Occupations	2,840	\$38.75	\$80,610.00
25-0000	Educational Instruction and Library Occupations	17,990	\$24.13	\$50,199.00
27-0000	Arts, Design, Entertainment, Sports, and Media Occupations	4,710	\$27.10	\$56,364.00
29-0000	Healthcare Practitioners and Technical Occupations	20,000	\$44.41	\$92,377.00
31-0000	Healthcare Support Occupations	16,450	\$16.30	\$33,897.00
33-0000	Protective Service Occupations	5,650	\$23.91	\$49,736.00
35-0000	Food Preparation and Serving Related Occupations	31,880	\$13.59	\$28,259.00
37-0000	Building and Grounds Cleaning and Maintenance Occupations	10,970	\$16.37	\$34,059.00
39-0000	Personal Care and Service Occupations	6,870	\$15.87	\$33,007.00
41-0000	Sales and Related Occupations	29,600	\$22.50	\$46,798.00
43-0000	Office and Administrative Support Occupations	47,540	\$19.82	\$41,230.00
45-0000	Farming, Fishing, and Forestry Occupations	1,240	\$17.21	\$35,806.00
47-0000	Construction and Extraction Occupations	22,380	\$23.91	\$49,735.00
49-0000	Installation, Maintenance, and Repair Occupations	14,800	\$24.15	\$50,233.00
51-0000	Production Occupations	22,320	\$20.57	\$42,781.00
53-0000	Transportation and Material Moving Occupations	30,870	\$20.97	\$43,625.00



Includes Ada, Boise, Canyon, Gem, and Owyhee counties

## MSA 17660 Coeur d'Alene, ID

SOC	Occupation Group	Employment	Avg. Hourly	Avg. Annual
00-0000	Total all occupations	68,130	\$24.20	\$50,327.00
11-0000	Management Occupations	4,100	\$42.88	\$89,181.00
13-0000	Business and Financial Operations Occupations	2,700	\$34.84	\$72,477.00
15-0000	Computer and Mathematical Occupations	1,010	\$36.93	\$76,822.00
17-0000	Architecture and Engineering Occupations	880	\$36.70	\$76,326.00
19-0000	Life, Physical, and Social Science Occupations	590	\$31.57	\$65,672.00
21-0000	Community and Social Service Occupations	900	\$25.15	\$52,313.00
23-0000	Legal Occupations	540	\$35.10	\$73,004.00
25-0000	Educational Instruction and Library Occupations	2,990	\$23.26	\$48,386.00
27-0000	Arts, Design, Entertainment, Sports, and Media Occupations	660	\$23.24	\$48,339.00
29-0000	Healthcare Practitioners and Technical Occupations	4,390	\$47.12	\$98,006.00
31-0000	Healthcare Support Occupations	3,410	\$16.54	\$34,411.00
33-0000	Protective Service Occupations	1,140	\$24.57	\$51,097.00
35-0000	Food Preparation and Serving Related Occupations	7,980	\$13.80	\$28,701.00
37-0000	Building and Grounds Cleaning and Maintenance Occupations	2,700	\$16.52	\$34,351.00
39-0000	Personal Care and Service Occupations	1,360	\$16.26	\$33,830.00
41-0000	Sales and Related Occupations	6,160	\$21.25	\$44,200.00
43-0000	Office and Administrative Support Occupations	9,500	\$19.62	\$40,805.00
45-0000	Farming, Fishing, and Forestry Occupations	490	\$18.74	\$38,978.00
47-0000	Construction and Extraction Occupations	4,820	\$24.33	\$50,601.00
49-0000	Installation, Maintenance, and Repair Occupations	3,380	\$24.49	\$50,938.00
51-0000	Production Occupations	3,800	\$20.46	\$42,549.00
53-0000	Transportation and Material Moving Occupations	4,630	\$19.72	\$41,019.00



Includes Kootenai county



## MSA 26820 Idaho Falls, ID

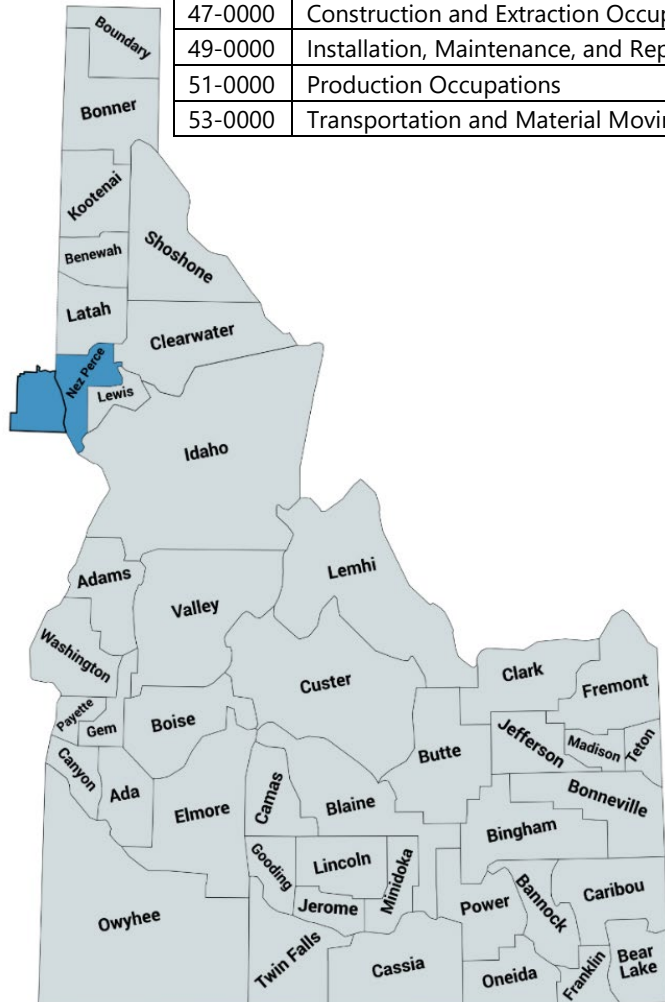
SOC	Occupation Group	Employment	Avg. Hourly	Avg. Annual
00-0000	Total all occupations	75,850	\$25.85	\$53,766.00
11-0000	Management Occupations	4,930	\$49.38	\$102,702.00
13-0000	Business and Financial Operations Occupations	3,790	\$36.30	\$75,504.00
15-0000	Computer and Mathematical Occupations	1,630	\$51.13	\$106,343.00
17-0000	Architecture and Engineering Occupations	2,530	\$54.73	\$113,829.00
19-0000	Life, Physical, and Social Science Occupations	1,560	\$37.75	\$78,518.00
21-0000	Community and Social Service Occupations	1,100	\$23.93	\$49,773.00
23-0000	Legal Occupations	390	\$39.70	\$82,579.00
25-0000	Educational Instruction and Library Occupations	3,840	\$21.09	\$43,858.00
27-0000	Arts, Design, Entertainment, Sports, and Media Occupations	1,060	\$29.13	\$60,584.00
29-0000	Healthcare Practitioners and Technical Occupations	4,830	\$39.66	\$82,495.00
31-0000	Healthcare Support Occupations	4,200	\$14.73	\$30,641.00
33-0000	Protective Service Occupations	1,290	\$28.32	\$58,904.00
35-0000	Food Preparation and Serving Related Occupations	6,580	\$12.92	\$26,883.00
37-0000	Building and Grounds Cleaning and Maintenance Occupations	2,150	\$15.37	\$31,977.00
39-0000	Personal Care and Service Occupations	1,130	\$15.14	\$31,483.00
41-0000	Sales and Related Occupations	6,160	\$20.15	\$41,913.00
43-0000	Office and Administrative Support Occupations	9,950	\$19.48	\$40,526.00
45-0000	Farming, Fishing, and Forestry Occupations	520	\$15.78	\$32,815.00
47-0000	Construction and Extraction Occupations	4,100	\$23.49	\$48,866.00
49-0000	Installation, Maintenance, and Repair Occupations	3,150	\$24.64	\$51,251.00
51-0000	Production Occupations	4,280	\$21.03	\$43,740.00
53-0000	Transportation and Material Moving Occupations	6,670	\$19.48	\$40,526.00



Includes Bonneville, Butte, and Jefferson counties

## MSA 30300 Lewiston, ID-WA

SOC	Occupation Group	Employment	Avg. Hourly	Avg. Annual
00-0000	Total all occupations	27,800	\$25.24	\$52,489.00
11-0000	Management Occupations	1,480	\$48.91	\$101,731.00
13-0000	Business and Financial Operations Occupations	1,080	\$32.56	\$67,729.00
15-0000	Computer and Mathematical Occupations	330	\$36.86	\$76,676.00
17-0000	Architecture and Engineering Occupations	400	\$34.50	\$71,758.00
19-0000	Life, Physical, and Social Science Occupations	240	\$28.47	\$59,225.00
21-0000	Community and Social Service Occupations	490	\$25.72	\$53,507.00
23-0000	Legal Occupations	140	\$35.15	\$73,121.00
25-0000	Educational Instruction and Library Occupations	1,500	\$30.82	\$64,102.00
27-0000	Arts, Design, Entertainment, Sports, and Media Occupations	270	\$22.64	\$47,093.00
29-0000	Healthcare Practitioners and Technical Occupations	1,760	\$44.54	\$92,650.00
31-0000	Healthcare Support Occupations	1,720	\$17.23	\$35,839.00
33-0000	Protective Service Occupations	600	\$27.27	\$56,714.00
35-0000	Food Preparation and Serving Related Occupations	2,660	\$14.55	\$30,270.00
37-0000	Building and Grounds Cleaning and Maintenance Occupations	830	\$16.37	\$34,047.00
39-0000	Personal Care and Service Occupations	560	\$15.89	\$33,052.00
41-0000	Sales and Related Occupations	2,260	\$20.81	\$43,278.00
43-0000	Office and Administrative Support Occupations	3,590	\$20.37	\$42,365.00
45-0000	Farming, Fishing, and Forestry Occupations	100	\$26.95	\$56,057.00
47-0000	Construction and Extraction Occupations	1,330	\$26.59	\$55,316.00
49-0000	Installation, Maintenance, and Repair Occupations	1,370	\$26.10	\$54,286.00
51-0000	Production Occupations	3,170	\$22.90	\$47,631.00
53-0000	Transportation and Material Moving Occupations	1,920	\$20.39	\$42,409.00



Includes Nez Perce County, ID and Asotin County, WA.

## MSA 30860 Logan, UT-ID

SOC	Occupation Group	Employment	Avg. Hourly	Avg. Annual
00-0000	Total all occupations	66,380	\$23.67	\$49,243.00
11-0000	Management Occupations	4,500	\$44.01	\$91,531.00
13-0000	Business and Financial Operations Occupations	2,950	\$31.29	\$65,079.00
15-0000	Computer and Mathematical Occupations	2,160	\$40.07	\$83,347.00
17-0000	Architecture and Engineering Occupations	1,340	\$41.69	\$86,722.00
19-0000	Life, Physical, and Social Science Occupations	640	\$29.45	\$61,262.00
21-0000	Community and Social Service Occupations	800	\$24.51	\$50,977.00
23-0000	Legal Occupations	250	\$36.71	\$76,363.00
25-0000	Educational Instruction and Library Occupations	5,200	\$24.92	\$51,838.00
27-0000	Arts, Design, Entertainment, Sports, and Media Occupations	940	\$23.77	\$49,447.00
29-0000	Healthcare Practitioners and Technical Occupations	2,520	\$45.22	\$94,057.00
31-0000	Healthcare Support Occupations	2,580	\$15.60	\$32,442.00
33-0000	Protective Service Occupations	610	\$22.40	\$46,588.00
35-0000	Food Preparation and Serving Related Occupations	5,210	\$13.23	\$27,515.00
37-0000	Building and Grounds Cleaning and Maintenance Occupations	2,210	\$15.11	\$31,429.00
39-0000	Personal Care and Service Occupations	1,110	\$14.94	\$31,082.00
41-0000	Sales and Related Occupations	5,160	\$19.42	\$40,398.00
43-0000	Office and Administrative Support Occupations	8,940	\$17.96	\$37,362.00
45-0000	Farming, Fishing, and Forestry Occupations	90	\$19.72	\$41,012.00
47-0000	Construction and Extraction Occupations	3,170	\$22.08	\$45,931.00
49-0000	Installation, Maintenance, and Repair Occupations	2,480	\$23.64	\$49,177.00
51-0000	Production Occupations	7,540	\$20.28	\$42,174.00
53-0000	Transportation and Material Moving Occupations	5,990	\$18.10	\$37,649.00



Includes Franklin County, ID and Cache County, UT

## MSA 38540 Pocatello, ID

SOC	Occupation Group	Employment	Avg. Hourly	Avg. Annual
00-0000	Total all occupations	36,340	\$22.29	\$46,366.00
11-0000	Management Occupations	2,240	\$39.55	\$82,272.00
13-0000	Business and Financial Operations Occupations	1,770	\$30.11	\$62,637.00
15-0000	Computer and Mathematical Occupations	640	\$33.77	\$70,242.00
17-0000	Architecture and Engineering Occupations	380	\$33.80	\$70,302.00
19-0000	Life, Physical, and Social Science Occupations	370	\$30.32	\$63,057.00
21-0000	Community and Social Service Occupations	730	\$24.41	\$50,782.00
23-0000	Legal Occupations	210	\$31.70	\$65,943.00
25-0000	Educational Instruction and Library Occupations	2,710	\$27.05	\$56,273.00
27-0000	Arts, Design, Entertainment, Sports, and Media Occupations	400	\$23.45	\$48,782.00
29-0000	Healthcare Practitioners and Technical Occupations	2,210	\$38.20	\$79,459.00
31-0000	Healthcare Support Occupations	2,320	\$14.20	\$29,533.00
33-0000	Protective Service Occupations	670	\$26.42	\$54,955.00
35-0000	Food Preparation and Serving Related Occupations	3,720	\$12.24	\$25,456.00
37-0000	Building and Grounds Cleaning and Maintenance Occupations	1,330	\$14.36	\$29,872.00
39-0000	Personal Care and Service Occupations	750	\$14.61	\$30,384.00
41-0000	Sales and Related Occupations	3,090	\$18.10	\$37,652.00
43-0000	Office and Administrative Support Occupations	4,930	\$18.47	\$38,414.00
45-0000	Farming, Fishing, and Forestry Occupations	70	\$19.21	\$39,955.00
47-0000	Construction and Extraction Occupations	1,650	\$22.16	\$46,093.00
49-0000	Installation, Maintenance, and Repair Occupations	1,490	\$22.88	\$47,593.00
51-0000	Production Occupations	2,020	\$19.64	\$40,853.00
53-0000	Transportation and Material Moving Occupations	2,650	\$17.47	\$36,340.00



Includes Bannock County

## MSA 46300 Twin Falls, ID

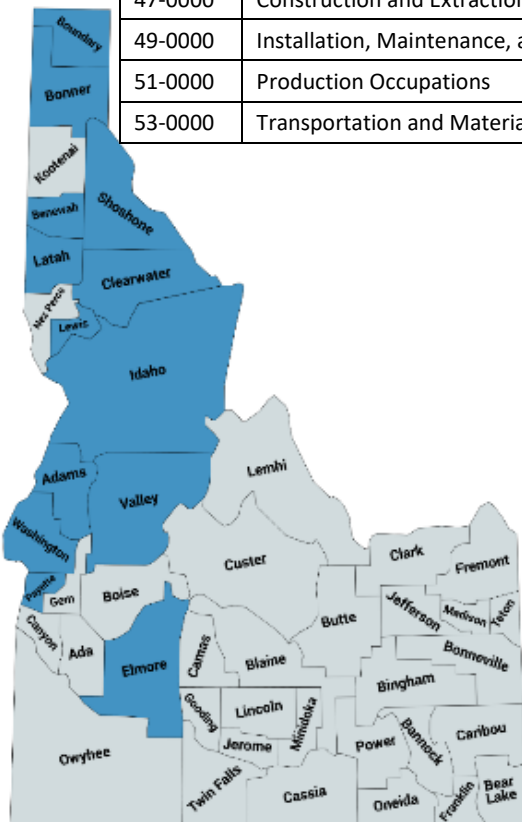
SOC	Occupation Group	Employment	Avg. Hourly	Avg. Annual
00-0000	Total all occupations	47,830	\$22.47	\$46,746.00
11-0000	Management Occupations	2,530	\$41.38	\$86,075.00
13-0000	Business and Financial Operations Occupations	1,620	\$31.20	\$64,891.00
15-0000	Computer and Mathematical Occupations	540	\$36.30	\$75,510.00
17-0000	Architecture and Engineering Occupations	330	\$36.76	\$76,458.00
19-0000	Life, Physical, and Social Science Occupations	610	\$26.58	\$55,294.00
21-0000	Community and Social Service Occupations	740	\$25.83	\$53,720.00
23-0000	Legal Occupations	230	\$33.82	\$70,336.00
25-0000	Educational Instruction and Library Occupations	2,850	\$25.20	\$52,421.00
27-0000	Arts, Design, Entertainment, Sports, and Media Occupations	420	\$25.74	\$53,547.00
29-0000	Healthcare Practitioners and Technical Occupations	2,730	\$39.47	\$82,103.00
31-0000	Healthcare Support Occupations	2,110	\$15.13	\$31,468.00
33-0000	Protective Service Occupations	790	\$21.19	\$44,074.00
35-0000	Food Preparation and Serving Related Occupations	4,610	\$12.85	\$26,737.00
37-0000	Building and Grounds Cleaning and Maintenance Occupations	1,370	\$15.62	\$32,498.00
39-0000	Personal Care and Service Occupations	590	\$14.78	\$30,739.00
41-0000	Sales and Related Occupations	4,370	\$19.62	\$40,814.00
43-0000	Office and Administrative Support Occupations	5,920	\$18.31	\$38,076.00
45-0000	Farming, Fishing, and Forestry Occupations	460	\$17.14	\$35,644.00
47-0000	Construction and Extraction Occupations	2,160	\$22.10	\$45,963.00
49-0000	Installation, Maintenance, and Repair Occupations	2,590	\$24.03	\$49,978.00
51-0000	Production Occupations	5,110	\$20.36	\$42,347.00
53-0000	Transportation and Material Moving Occupations	5,160	\$19.52	\$40,597.00



Includes Jerome and Twin Falls counties

## 00006 Northwestern Idaho Nonmetropolitan Area

SOC	Occupation Group	Employment	Avg. Hourly	Avg. Annual
00-0000	Total all occupations	72,260	\$23.25	\$48,361.00
11-0000	Management Occupations	4,490	\$38.62	\$80,325.00
13-0000	Business and Financial Operations Occupations	2,550	\$32.19	\$66,946.00
15-0000	Computer and Mathematical Occupations	940	\$35.27	\$73,352.00
17-0000	Architecture and Engineering Occupations	730	\$36.60	\$76,133.00
19-0000	Life, Physical, and Social Science Occupations	2,070	\$25.54	\$53,126.00
21-0000	Community and Social Service Occupations	1,190	\$24.32	\$50,584.00
23-0000	Legal Occupations	410	\$35.86	\$74,585.00
25-0000	Educational Instruction and Library Occupations	5,220	\$28.68	\$59,661.00
27-0000	Arts, Design, Entertainment, Sports, and Media Occupations	720	\$23.81	\$49,528.00
29-0000	Healthcare Practitioners and Technical Occupations	3,680	\$40.10	\$83,413.00
31-0000	Healthcare Support Occupations	2,800	\$15.44	\$32,108.00
33-0000	Protective Service Occupations	1,610	\$23.30	\$48,467.00
35-0000	Food Preparation and Serving Related Occupations	7,160	\$12.98	\$26,997.00
37-0000	Building and Grounds Cleaning and Maintenance Occupations	2,700	\$16.01	\$33,291.00
39-0000	Personal Care and Service Occupations	1,320	\$16.30	\$33,909.00
41-0000	Sales and Related Occupations	5,790	\$18.27	\$38,007.00
43-0000	Office and Administrative Support Occupations	8,860	\$18.72	\$38,935.00
45-0000	Farming, Fishing, and Forestry Occupations	1,100	\$29.38	\$61,113.00
47-0000	Construction and Extraction Occupations	4,530	\$24.45	\$50,850.00
49-0000	Installation, Maintenance, and Repair Occupations	3,670	\$24.44	\$50,835.00
51-0000	Production Occupations	5,260	\$20.30	\$42,214.00
53-0000	Transportation and Material Moving Occupations	5,430	\$19.08	\$39,682.00



Includes Adams, Benewah, Bonner, Boundary, Clearwater, Elmore, Idaho, Latah, Lewis, Payette, Shoshone, Valley, and Washington counties

## 00007 Southeast-Central Idaho Nonmetropolitan Area

SOC	Occupation Group	Employment	Avg. Hourly	Avg. Annual
00-0000	Total all occupations	90,210	\$23.17	\$48,202.00
11-0000	Management Occupations	5,630	\$39.16	\$81,444.00
13-0000	Business and Financial Operations Occupations	3,230	\$33.40	\$69,481.00
15-0000	Computer and Mathematical Occupations	1,020	\$34.89	\$72,568.00
17-0000	Architecture and Engineering Occupations	870	\$35.41	\$73,661.00
19-0000	Life, Physical, and Social Science Occupations	1,400	\$27.03	\$56,222.00
21-0000	Community and Social Service Occupations	1,300	\$24.77	\$51,518.00
23-0000	Legal Occupations	420	\$35.38	\$73,599.00
25-0000	Educational Instruction and Library Occupations	7,150	\$25.58	\$53,214.00
27-0000	Arts, Design, Entertainment, Sports, and Media Occupations	830	\$24.77	\$51,513.00
29-0000	Healthcare Practitioners and Technical Occupations	4,570	\$38.43	\$79,925.00
31-0000	Healthcare Support Occupations	2,830	\$16.12	\$33,524.00
33-0000	Protective Service Occupations	1,880	\$23.62	\$49,123.00
35-0000	Food Preparation and Serving Related Occupations	7,620	\$12.97	\$26,985.00
37-0000	Building and Grounds Cleaning and Maintenance Occupations	4,110	\$16.95	\$35,266.00
39-0000	Personal Care and Service Occupations	1,450	\$17.60	\$36,616.00
41-0000	Sales and Related Occupations	7,100	\$19.94	\$41,479.00
43-0000	Office and Administrative Support Occupations	11,030	\$18.62	\$38,720.00
45-0000	Farming, Fishing, and Forestry Occupations	1,210	\$16.59	\$34,500.00
47-0000	Construction and Extraction Occupations	6,360	\$24.02	\$49,963.00
49-0000	Installation, Maintenance, and Repair Occupations	4,980	\$24.67	\$51,318.00
51-0000	Production Occupations	7,220	\$20.81	\$43,283.00
53-0000	Transportation and Material Moving Occupations	8,010	\$19.37	\$40,288.00

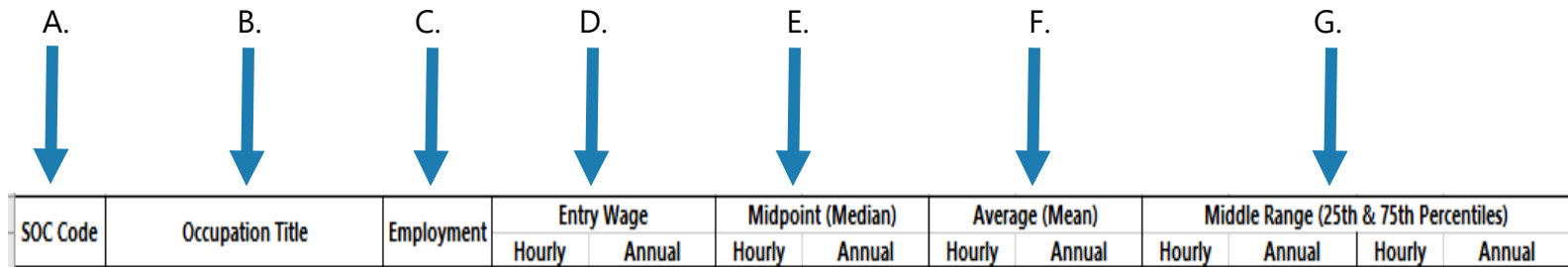


Includes Bear Lake, Bingham, Blaine, Camas, Caribou, Cassie, Clark, Custer, Fremont, Gooding, Jerome, Lemhi, Lincoln, Madison, Minidoka, Oneida, Power, Teton, and Twin Falls counties

## How to Read the Tables

For each SOC in this publication, there is a corresponding estimate for employment, wage, or both. There are also fields for entry wage, median wage, mean wage, and the Q1 and Q3 percentiles. The table has the following areas.

- A. SOC which is the Standard Occupational Code.
- B. Occupation Title is the job title for that SOC.
- C. Employment which is the approximate total number of employment for that given occupation in that area.
- D. Entry Wage which is the mean lower third of the wages for the occupation.
- E. Midpoint (Median) Wage which is the 50<sup>th</sup> percentile of the wages for the occupation.
- F. Average (Mean) Wage which is the average wage for the occupation.
- G. Middle Range (25<sup>th</sup> & 75<sup>th</sup> Percentiles) which are the 25<sup>th</sup> and 75<sup>th</sup> percentile of the wages for the occupation.



SOC Code	Occupation Title	Employment	Entry Wage		Midpoint (Median)		Average (Mean)		Middle Range (25 <sup>th</sup> & 75 <sup>th</sup> Percentiles)				
			Hourly	Annual	Hourly	Annual	Hourly	Annual	Hourly	Annual	Hourly	Annual	

Due to a lack of data collected or confidentiality, not all occupations will display employment, wage, or both.



## Highest and Lowest Occupations and Wages

The occupations with the highest employment Statewide are

<b>SOC</b>	<b>Job Title</b>	<b>Employment Number</b>
11-1021	General and Operations Managers	24,790
35-3023	Fast Food and Counter Workers	22,350
41-2031	Retail Salespersons	19,220
43-4051	Customer Service Representatives	19,020
31-1120	Home Health and Personal Care Aides	18,320
43-9061	Office Clerks, General	16,940
41-2011	Cashiers	15,900
53-3032	Heavy and Tractor-Trailer Truck Drivers	14,030
29-1141	Registered Nurses	13,680
53-7062	Laborers and Freight, Stock, and Material Movers, Hand	13,410

The occupations with the lowest employment Statewide are

<b>SOC</b>	<b>Job Title</b>	<b>Employment Number</b>
11-3111	Compensation and Benefits Managers	30
11-9179	Personal Service Managers, All Other	30
17-2021	Agricultural Engineers	30
19-2032	Materials Scientists	30
25-4013	Museum Technicians and Conservators	30
27-1013	Fine Artists, Including Painters, Sculptors, and Illustrators	30
27-1019	Artists and Related Workers, All Other	30
29-1242	Orthopedic Surgeons, Except Pediatric	30
29-1249	Surgeons, All Other	30
29-2091	Orthotists and Prosthetists	30

The ten occupations with the highest mean wages Statewide are

<b>SOC</b>	<b>Job Title</b>	<b>Mean Wage</b>
29-1212	Cardiologists	\$250.81
29-1213	Dermatologists	\$236.70
29-1211	Anesthesiologists	\$196.07
29-1229	Physicians, All Other	\$140.46
29-1224	Radiologists	\$130.61
29-1249	Surgeons, All Other	\$118.20
29-1214	Emergency Medicine Physicians	\$114.86
29-1215	Family Medicine Physicians	\$109.01
15-2011	Actuaries	\$106.28
29-1242	Orthopedic Surgeons, Except Pediatric	\$105.86

The ten occupations with the lowest mean wages Statewide are

<b>SOC</b>	<b>Job Title</b>	<b>Mean Wage</b>
35-9099	Food Preparation and Serving Related Workers, All Other	\$8.84
47-3015	Helpers--Pipelayers, Plumbers, Pipefitters, and Steamfitters	\$11.06
35-9031	Hosts and Hostesses, Restaurant, Lounge, and Coffee Shop	\$11.38
33-3041	Parking Enforcement Workers	\$11.40
35-9011	Dining Room and Cafeteria Attendants and Bartender Helpers	\$11.52
35-9021	Dishwashers	\$11.67
35-3023	Fast Food and Counter Workers	\$11.75
39-3091	Amusement and Recreation Attendants	\$11.80
35-3011	Bartenders	\$11.81
33-9092	Lifeguards, Ski Patrol, and Other Recreational Protective Service Workers	\$11.83

## Data on Our Website

The data for this publication can be found on our website at <https://lmi.idaho.gov/data-tools/oews/>. The information is presented in search, excel, and PDF format.

If you have questions, comments, or concerns regarding the data published on the Idaho Labor Market Information website, you may contact us at [lmi@labor.idaho.gov](mailto:lmi@labor.idaho.gov).

## Thank You!

We are so appreciative to all those involved in the OEWS survey. The valuable time and input from each of you make this publication possible.

It is our goal to make Occupational Employment and Wages relevant, reliable, and accessible to everyone. We welcome any suggestions to improve this reach.

To submit comments, suggestions, or questions about this publication, the information it contains, or the OEWS program, please contact:

Amanda Rea, Senior Research Analyst  
Idaho Department of Labor  
317 W Main St, Boise, Idaho 83735  
(208) 332-3570, ext. 3478  
[reaa@states.bls.gov](mailto:reaa@states.bls.gov)

The Idaho Department of Labor is an Equal Opportunity Employer and Service Provider. We are committed to providing employment services and programs and will not discriminate on the basis of race, color, national origin, religion, political affiliation or belief, sex, age or disability. This publication is produced by the Idaho Department of Labor which is funded at least in part by federal grants from the U.S. Department of Labor. Costs associated with this publication are available by contacting the Idaho Department of Labor.