

# Idaho Occupational and Wage Survey

2023



Based on the May 2022 survey by the Occupational Employment and Wage Statistics program in cooperation with the U.S. Bureau of Labor Statistics.

# Idaho Occupational and Wage Statistics

2023



Matthew Warnick  
Administrator

Georgia Smith  
Communications and Research Bureau Chief

Report prepared by  
Amanda Rea, Research Analyst Senior

For more information, contact Amanda Rea at (208) 332-3570 ext. 3478 or  
[amanda.rea@labor.idaho.gov](mailto:amanda.rea@labor.idaho.gov).

This (project) is 100% funded by the U.S. Department of Labor as part of an Employment and Training Administration award totaling \$695,785.

## Table of Contents

Overview.....	4
Map of Wage Area – Statewide.....	6
Boise City MSA (14260).....	7
Coeur d’Alene MSA (17660).....	8
Idaho Falls MSA (26820).....	9
Lewiston, ID-WA MSA (30300).....	10
Logan, UT-ID MSA (30860).....	11
Pocatello MSA (38540).....	12
Twin Falls MSA (46300).....	13
Northwestern Idaho nonmetropolitan regional area (00006).....	14
Southeast-Central Idaho nonmetroplitan area (00007) .....	15
How to Read the Tables.....	16
Highest and Lowest Occupations and Wages .....	17
Data on Our Website .....	19

## Overview

The Idaho Occupational Employment and Wage Statistics (OEWS) program collects employment and wage statistics in Idaho in collaboration with the U.S. Department of Labor, Bureau of Labor Statistics on more than 750 occupations. The standardized collection and analysis methodology provides the ability for state and nationwide comparison. Data used in this publication are held in the strictest of confidence and used in an aggregate format spanning the past three years.

Employment and wage information is essential and provides valuable information to governments, businesses, private citizens, students, and academic and government researchers. The use of this data ranges from determining H1B worker wages, to Medicare rates, to federal project rates and even to schools developing curriculum.

Statewide, Idaho workers earned on average \$24.69 per hour in May 2022 according to the latest OEWS estimates. The highest mean hourly paying occupation was 29-1212 cardiologist at \$250.81. The lowest paying mean hourly occupation was 35-9099 food preparation and serving related workers, all other at \$8.84.

Data collected are coded using the nationwide Standard Occupational Classification (SOC) system. This includes the 22 major SOC groups.

### **SOC- Major group occupation**

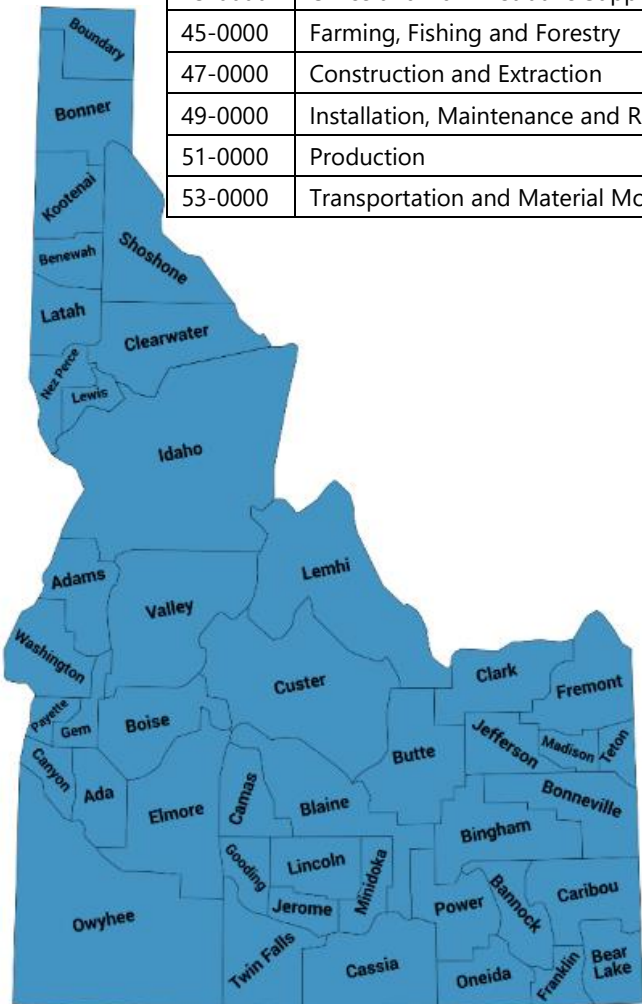
- 00- All Occupations
- 11- Management
- 13- Business and Financial Operations
- 15- Computer and Mathematical
- 17- Architecture and Engineering
- 19- Life, Physical and Social Science
- 21- Community and Social Service
- 23- Legal
- 25- Educational Instruction and Library
- 27- Arts, Design, Entertainment, Sports and Media
- 29- Healthcare Practitioners and Technical
- 31- Healthcare Support

- 33- Protective Service
- 35- Food Preparation and Serving Related
- 37- Building and Grounds Cleaning and Maintenance
- 39- Personal Care and Service
- 41- Sales and Related
- 43- Office and Administrative Support
- 45- Farming, Fishing and Forestry
- 47- Construction and Extraction
- 49- Installation, Maintenance and Repair
- 51- Production
- 53- Transportation and Material Moving

Occupations and their associated wages are collected from a stratified sample and are then used in aggregate form to estimate employment and wages across the state. This includes the estimated employment, mean wage and percentage of total employment for these major SOC groups and their corresponding specific codes.

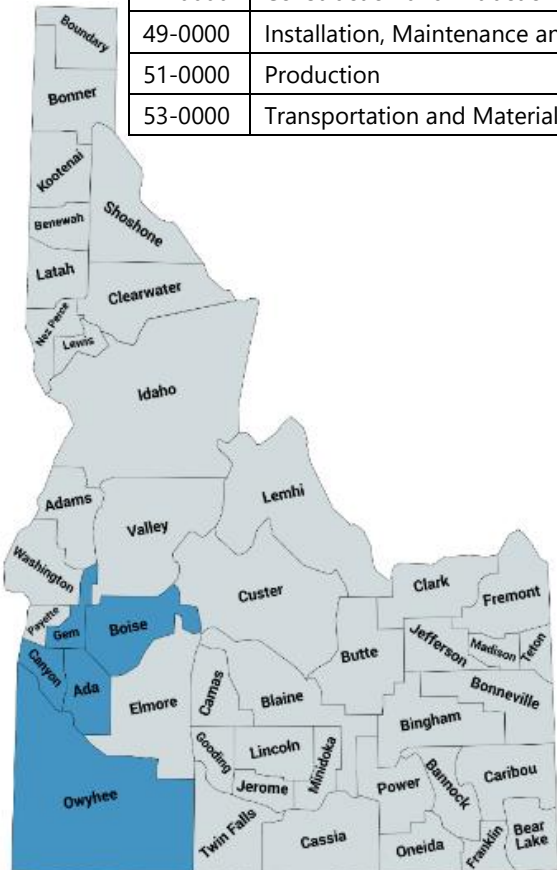
## Statewide

SOC	Occupation Group	Employment	Avg. Hourly	Avg. Annual
00-0000	Total all occupations	797,420	\$24.69	\$51,351.00
11-0000	Management	53,520	\$43.71	\$90,914.00
13-0000	Business and Financial Operations	39,770	\$34.34	\$71,420.00
15-0000	Computer and Mathematical	18,870	\$40.59	\$84,429.00
17-0000	Architecture and Engineering	12,780	\$41.07	\$85,425.00
19-0000	Life, Physical and Social Science	10,790	\$30.31	\$63,037.00
21-0000	Community and Social Service	11,880	\$25.10	\$52,213.00
23-0000	Legal	5,240	\$37.43	\$77,856.00
25-0000	Educational Instruction and Library	44,510	\$25.00	\$51,998.00
27-0000	Arts, Design, Entertainment, Sports and Media	9,380	\$26.31	\$54,721.00
29-0000	Healthcare Practitioners and Technical	44,500	\$42.47	\$88,346.00
31-0000	Healthcare Support	35,850	\$15.86	\$32,988.00
33-0000	Protective Service	13,630	\$24.33	\$50,613.00
35-0000	Food Preparation and Serving Related	72,180	\$13.30	\$27,660.00
37-0000	Building and Grounds Cleaning and Maintenance	26,480	\$16.19	\$33,667.00
39-0000	Personal Care and Service	14,120	\$15.95	\$33,177.00
41-0000	Sales and Related	67,180	\$21.47	\$44,653.00
43-0000	Office and Administrative Support	105,490	\$19.35	\$40,247.00
45-0000	Farming, Fishing and Forestry	5,220	\$19.86	\$41,306.00
47-0000	Construction and Extraction	48,520	\$23.86	\$49,620.00
49-0000	Installation, Maintenance and Repair	36,890	\$24.40	\$50,751.00
51-0000	Production	53,990	\$20.67	\$42,992.00
53-0000	Transportation and Material Moving	66,650	\$20.20	\$42,009.00



### Boise City MSA (14260)

SOC	Occupation Group	Employment	Avg. Hourly	Avg. Annual
00-0000	Total all occupations	358,230	\$25.45	\$52,935.00
11-0000	Management	25,810	\$45.32	\$94,257.00
13-0000	Business and Financial Operations	20,870	\$34.83	\$72,444.00
15-0000	Computer and Mathematical	10,430	\$40.91	\$85,086.00
17-0000	Architecture and Engineering	5,960	\$38.20	\$79,451.00
19-0000	Life, Physical and Social Science	3,680	\$31.16	\$64,820.00
21-0000	Community and Social Service	5,370	\$25.63	\$53,301.00
23-0000	Legal	2,840	\$38.75	\$80,610.00
25-0000	Educational Instruction and Library	17,990	\$24.13	\$50,199.00
27-0000	Arts, Design, Entertainment, Sports and Media	4,710	\$27.10	\$56,364.00
29-0000	Healthcare Practitioners and Technical	20,000	\$44.41	\$92,377.00
31-0000	Healthcare Support	16,450	\$16.30	\$33,897.00
33-0000	Protective Service	5,650	\$23.91	\$49,736.00
35-0000	Food Preparation and Serving Related	31,880	\$13.59	\$28,259.00
37-0000	Building and Grounds Cleaning and Maintenance	10,970	\$16.37	\$34,059.00
39-0000	Personal Care and Service	6,870	\$15.87	\$33,007.00
41-0000	Sales and Related	29,600	\$22.50	\$46,798.00
43-0000	Office and Administrative Support	47,540	\$19.82	\$41,230.00
45-0000	Farming, Fishing and Forestry	1,240	\$17.21	\$35,806.00
47-0000	Construction and Extraction	22,380	\$23.91	\$49,735.00
49-0000	Installation, Maintenance and Repair	14,800	\$24.15	\$50,233.00
51-0000	Production	22,320	\$20.57	\$42,781.00
53-0000	Transportation and Material Moving	30,870	\$20.97	\$43,625.00



Includes Ada, Boise, Canyon, Gem and Owyhee counties

### Coeur d'Alene MSA (17660)

SOC	Occupation Group	Employment	Avg. Hourly	Avg. Annual
00-0000	Total all occupations	68,130	\$24.20	\$50,327.00
11-0000	Management	4,100	\$42.88	\$89,181.00
13-0000	Business and Financial Operations	2,700	\$34.84	\$72,477.00
15-0000	Computer and Mathematical	1,010	\$36.93	\$76,822.00
17-0000	Architecture and Engineering	880	\$36.70	\$76,326.00
19-0000	Life, Physical and Social Science	590	\$31.57	\$65,672.00
21-0000	Community and Social Service	900	\$25.15	\$52,313.00
23-0000	Legal	540	\$35.10	\$73,004.00
25-0000	Educational Instruction and Library	2,990	\$23.26	\$48,386.00
27-0000	Arts, Design, Entertainment, Sports and Media	660	\$23.24	\$48,339.00
29-0000	Healthcare Practitioners and Technical	4,390	\$47.12	\$98,006.00
31-0000	Healthcare Support	3,410	\$16.54	\$34,411.00
33-0000	Protective Service	1,140	\$24.57	\$51,097.00
35-0000	Food Preparation and Serving Related	7,980	\$13.80	\$28,701.00
37-0000	Building and Grounds Cleaning and Maintenance	2,700	\$16.52	\$34,351.00
39-0000	Personal Care and Service	1,360	\$16.26	\$33,830.00
41-0000	Sales and Related	6,160	\$21.25	\$44,200.00
43-0000	Office and Administrative Support	9,500	\$19.62	\$40,805.00
45-0000	Farming, Fishing and Forestry	490	\$18.74	\$38,978.00
47-0000	Construction and Extraction	4,820	\$24.33	\$50,601.00
49-0000	Installation, Maintenance and Repair	3,380	\$24.49	\$50,938.00
51-0000	Production	3,800	\$20.46	\$42,549.00
53-0000	Transportation and Material Moving	4,630	\$19.72	\$41,019.00



Includes Kootenai county



### Idaho Falls MSA (26820)

SOC	Occupation Group	Employment	Avg. Hourly	Avg. Annual
00-0000	Total all occupations	75,850	\$25.85	\$53,766.00
11-0000	Management	4,930	\$49.38	\$102,702.00
13-0000	Business and Financial Operations	3,790	\$36.30	\$75,504.00
15-0000	Computer and Mathematical	1,630	\$51.13	\$106,343.00
17-0000	Architecture and Engineering	2,530	\$54.73	\$113,829.00
19-0000	Life, Physical and Social Science	1,560	\$37.75	\$78,518.00
21-0000	Community and Social Service	1,100	\$23.93	\$49,773.00
23-0000	Legal	390	\$39.70	\$82,579.00
25-0000	Educational Instruction and Library	3,840	\$21.09	\$43,858.00
27-0000	Arts, Design, Entertainment, Sports and Media	1,060	\$29.13	\$60,584.00
29-0000	Healthcare Practitioners and Technical	4,830	\$39.66	\$82,495.00
31-0000	Healthcare Support	4,200	\$14.73	\$30,641.00
33-0000	Protective Service	1,290	\$28.32	\$58,904.00
35-0000	Food Preparation and Serving Related	6,580	\$12.92	\$26,883.00
37-0000	Building and Grounds Cleaning and Maintenance	2,150	\$15.37	\$31,977.00
39-0000	Personal Care and Service	1,130	\$15.14	\$31,483.00
41-0000	Sales and Related	6,160	\$20.15	\$41,913.00
43-0000	Office and Administrative Support	9,950	\$19.48	\$40,526.00
45-0000	Farming, Fishing and Forestry	520	\$15.78	\$32,815.00
47-0000	Construction and Extraction	4,100	\$23.49	\$48,866.00
49-0000	Installation, Maintenance and Repair	3,150	\$24.64	\$51,251.00
51-0000	Production	4,280	\$21.03	\$43,740.00
53-0000	Transportation and Material Moving	6,670	\$19.48	\$40,526.00



Includes Bonneville, Butte, and Jefferson counties

### Lewiston, ID-WA MSA (30300)

SOC	Occupation Group	Employment	Avg. Hourly	Avg. Annual
00-0000	Total all occupations	27,800	\$25.24	\$52,489.00
11-0000	Management	1,480	\$48.91	\$101,731.00
13-0000	Business and Financial Operations	1,080	\$32.56	\$67,729.00
15-0000	Computer and Mathematical	330	\$36.86	\$76,676.00
17-0000	Architecture and Engineering	400	\$34.50	\$71,758.00
19-0000	Life, Physical and Social Science	240	\$28.47	\$59,225.00
21-0000	Community and Social Service	490	\$25.72	\$53,507.00
23-0000	Legal	140	\$35.15	\$73,121.00
25-0000	Educational Instruction and Library	1,500	\$30.82	\$64,102.00
27-0000	Arts, Design, Entertainment, Sports and Media	270	\$22.64	\$47,093.00
29-0000	Healthcare Practitioners and Technical	1,760	\$44.54	\$92,650.00
31-0000	Healthcare Support	1,720	\$17.23	\$35,839.00
33-0000	Protective Service	600	\$27.27	\$56,714.00
35-0000	Food Preparation and Serving Related	2,660	\$14.55	\$30,270.00
37-0000	Building and Grounds Cleaning and Maintenance	830	\$16.37	\$34,047.00
39-0000	Personal Care and Service	560	\$15.89	\$33,052.00
41-0000	Sales and Related	2,260	\$20.81	\$43,278.00
43-0000	Office and Administrative Support	3,590	\$20.37	\$42,365.00
45-0000	Farming, Fishing and Forestry	100	\$26.95	\$56,057.00
47-0000	Construction and Extraction	1,330	\$26.59	\$55,316.00
49-0000	Installation, Maintenance and Repair	1,370	\$26.10	\$54,286.00
51-0000	Production	3,170	\$22.90	\$47,631.00
53-0000	Transportation and Material Moving	1,920	\$20.39	\$42,409.00



Includes Nez Perce County, ID and Asotin County, WA.

### Logan, UT-ID MSA (30860)

SOC	Occupation Group	Employment	Avg. Hourly	Avg. Annual
00-0000	Total all occupations	66,380	\$23.67	\$49,243.00
11-0000	Management	4,500	\$44.01	\$91,531.00
13-0000	Business and Financial Operations	2,950	\$31.29	\$65,079.00
15-0000	Computer and Mathematical	2,160	\$40.07	\$83,347.00
17-0000	Architecture and Engineering	1,340	\$41.69	\$86,722.00
19-0000	Life, Physical and Social Science	640	\$29.45	\$61,262.00
21-0000	Community and Social Service	800	\$24.51	\$50,977.00
23-0000	Legal	250	\$36.71	\$76,363.00
25-0000	Educational Instruction and Library	5,200	\$24.92	\$51,838.00
27-0000	Arts, Design, Entertainment, Sports and Media	940	\$23.77	\$49,447.00
29-0000	Healthcare Practitioners and Technical	2,520	\$45.22	\$94,057.00
31-0000	Healthcare Support	2,580	\$15.60	\$32,442.00
33-0000	Protective Service	610	\$22.40	\$46,588.00
35-0000	Food Preparation and Serving Related	5,210	\$13.23	\$27,515.00
37-0000	Building and Grounds Cleaning and Maintenance	2,210	\$15.11	\$31,429.00
39-0000	Personal Care and Service	1,110	\$14.94	\$31,082.00
41-0000	Sales and Related	5,160	\$19.42	\$40,398.00
43-0000	Office and Administrative Support	8,940	\$17.96	\$37,362.00
45-0000	Farming, Fishing and Forestry	90	\$19.72	\$41,012.00
47-0000	Construction and Extraction	3,170	\$22.08	\$45,931.00
49-0000	Installation, Maintenance and Repair	2,480	\$23.64	\$49,177.00
51-0000	Production	7,540	\$20.28	\$42,174.00
53-0000	Transportation and Material Moving	5,990	\$18.10	\$37,649.00



Includes Franklin County, ID and Cache County, UT

### Pocatello MSA (38540)

SOC	Occupation Group	Employment	Avg. Hourly	Avg. Annual
00-0000	Total all occupations	36,340	\$22.29	\$46,366.00
11-0000	Management	2,240	\$39.55	\$82,272.00
13-0000	Business and Financial Operations	1,770	\$30.11	\$62,637.00
15-0000	Computer and Mathematical	640	\$33.77	\$70,242.00
17-0000	Architecture and Engineering	380	\$33.80	\$70,302.00
19-0000	Life, Physical and Social Science	370	\$30.32	\$63,057.00
21-0000	Community and Social Service	730	\$24.41	\$50,782.00
23-0000	Legal	210	\$31.70	\$65,943.00
25-0000	Educational Instruction and Library	2,710	\$27.05	\$56,273.00
27-0000	Arts, Design, Entertainment, Sports and Media	400	\$23.45	\$48,782.00
29-0000	Healthcare Practitioners and Technical	2,210	\$38.20	\$79,459.00
31-0000	Healthcare Support	2,320	\$14.20	\$29,533.00
33-0000	Protective Service	670	\$26.42	\$54,955.00
35-0000	Food Preparation and Serving Related	3,720	\$12.24	\$25,456.00
37-0000	Building and Grounds Cleaning and Maintenance	1,330	\$14.36	\$29,872.00
39-0000	Personal Care and Service	750	\$14.61	\$30,384.00
41-0000	Sales and Related	3,090	\$18.10	\$37,652.00
43-0000	Office and Administrative Support	4,930	\$18.47	\$38,414.00
45-0000	Farming, Fishing and Forestry	70	\$19.21	\$39,955.00
47-0000	Construction and Extraction	1,650	\$22.16	\$46,093.00
49-0000	Installation, Maintenance and Repair	1,490	\$22.88	\$47,593.00
51-0000	Production	2,020	\$19.64	\$40,853.00
53-0000	Transportation and Material Moving	2,650	\$17.47	\$36,340.00



Includes Bannock County

### Twin Falls MSA (46300)

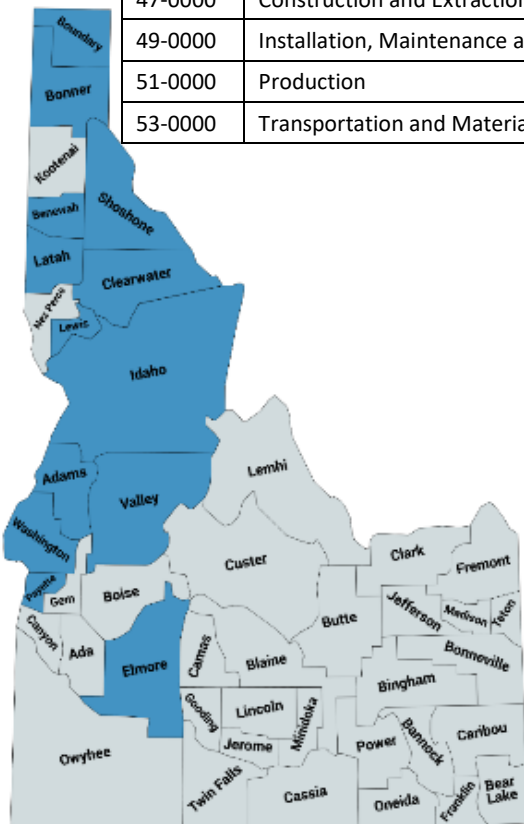
SOC	Occupation Group	Employment	Avg. Hourly	Avg. Annual
00-0000	Total all occupations	47,830	\$22.47	\$46,746.00
11-0000	Management	2,530	\$41.38	\$86,075.00
13-0000	Business and Financial Operations	1,620	\$31.20	\$64,891.00
15-0000	Computer and Mathematical	540	\$36.30	\$75,510.00
17-0000	Architecture and Engineering	330	\$36.76	\$76,458.00
19-0000	Life, Physical and Social Science	610	\$26.58	\$55,294.00
21-0000	Community and Social Service	740	\$25.83	\$53,720.00
23-0000	Legal	230	\$33.82	\$70,336.00
25-0000	Educational Instruction and Library	2,850	\$25.20	\$52,421.00
27-0000	Arts, Design, Entertainment, Sports and Media	420	\$25.74	\$53,547.00
29-0000	Healthcare Practitioners and Technical	2,730	\$39.47	\$82,103.00
31-0000	Healthcare Support	2,110	\$15.13	\$31,468.00
33-0000	Protective Service	790	\$21.19	\$44,074.00
35-0000	Food Preparation and Serving Related	4,610	\$12.85	\$26,737.00
37-0000	Building and Grounds Cleaning and Maintenance	1,370	\$15.62	\$32,498.00
39-0000	Personal Care and Service	590	\$14.78	\$30,739.00
41-0000	Sales and Related	4,370	\$19.62	\$40,814.00
43-0000	Office and Administrative Support	5,920	\$18.31	\$38,076.00
45-0000	Farming, Fishing and Forestry	460	\$17.14	\$35,644.00
47-0000	Construction and Extraction	2,160	\$22.10	\$45,963.00
49-0000	Installation, Maintenance and Repair	2,590	\$24.03	\$49,978.00
51-0000	Production	5,110	\$20.36	\$42,347.00
53-0000	Transportation and Material Moving	5,160	\$19.52	\$40,597.00



Includes Jerome and Twin Falls counties

## Northwestern Idaho Nonmetropolitan Area (00006)

SOC	Occupation Group	Employment	Avg. Hourly	Avg. Annual
00-0000	Total all occupations	72,260	\$23.25	\$48,361.00
11-0000	Management	4,490	\$38.62	\$80,325.00
13-0000	Business and Financial Operations	2,550	\$32.19	\$66,946.00
15-0000	Computer and Mathematical	940	\$35.27	\$73,352.00
17-0000	Architecture and Engineering	730	\$36.60	\$76,133.00
19-0000	Life, Physical and Social Science	2,070	\$25.54	\$53,126.00
21-0000	Community and Social Service	1,190	\$24.32	\$50,584.00
23-0000	Legal	410	\$35.86	\$74,585.00
25-0000	Educational Instruction and Library	5,220	\$28.68	\$59,661.00
27-0000	Arts, Design, Entertainment, Sports and Media	720	\$23.81	\$49,528.00
29-0000	Healthcare Practitioners and Technical	3,680	\$40.10	\$83,413.00
31-0000	Healthcare Support	2,800	\$15.44	\$32,108.00
33-0000	Protective Service	1,610	\$23.30	\$48,467.00
35-0000	Food Preparation and Serving Related	7,160	\$12.98	\$26,997.00
37-0000	Building and Grounds Cleaning and Maintenance	2,700	\$16.01	\$33,291.00
39-0000	Personal Care and Service	1,320	\$16.30	\$33,909.00
41-0000	Sales and Related	5,790	\$18.27	\$38,007.00
43-0000	Office and Administrative Support	8,860	\$18.72	\$38,935.00
45-0000	Farming, Fishing and Forestry	1,100	\$29.38	\$61,113.00
47-0000	Construction and Extraction	4,530	\$24.45	\$50,850.00
49-0000	Installation, Maintenance and Repair	3,670	\$24.44	\$50,835.00
51-0000	Production	5,260	\$20.30	\$42,214.00
53-0000	Transportation and Material Moving	5,430	\$19.08	\$39,682.00



Includes Adams, Benewah, Bonner, Boundary, Clearwater, Elmore, Idaho, Latah, Lewis, Payette, Shoshone, Valley, and Washington counties

### Southeast-Central Idaho Nonmetropolitan Area (00007)

SOC	Occupation Group	Employment	Avg. Hourly	Avg. Annual
00-0000	Total all occupations	90,210	\$23.17	\$48,202.00
11-0000	Management	5,630	\$39.16	\$81,444.00
13-0000	Business and Financial Operations	3,230	\$33.40	\$69,481.00
15-0000	Computer and Mathematical	1,020	\$34.89	\$72,568.00
17-0000	Architecture and Engineering	870	\$35.41	\$73,661.00
19-0000	Life, Physical and Social Science	1,400	\$27.03	\$56,222.00
21-0000	Community and Social Service	1,300	\$24.77	\$51,518.00
23-0000	Legal	420	\$35.38	\$73,599.00
25-0000	Educational Instruction and Library	7,150	\$25.58	\$53,214.00
27-0000	Arts, Design, Entertainment, Sports and Media	830	\$24.77	\$51,513.00
29-0000	Healthcare Practitioners and Technical	4,570	\$38.43	\$79,925.00
31-0000	Healthcare Support	2,830	\$16.12	\$33,524.00
33-0000	Protective Service	1,880	\$23.62	\$49,123.00
35-0000	Food Preparation and Serving Related	7,620	\$12.97	\$26,985.00
37-0000	Building and Grounds Cleaning and Maintenance	4,110	\$16.95	\$35,266.00
39-0000	Personal Care and Service	1,450	\$17.60	\$36,616.00
41-0000	Sales and Related	7,100	\$19.94	\$41,479.00
43-0000	Office and Administrative Support	11,030	\$18.62	\$38,720.00
45-0000	Farming, Fishing and Forestry	1,210	\$16.59	\$34,500.00
47-0000	Construction and Extraction	6,360	\$24.02	\$49,963.00
49-0000	Installation, Maintenance and Repair	4,980	\$24.67	\$51,318.00
51-0000	Production	7,220	\$20.81	\$43,283.00
53-0000	Transportation and Material Moving	8,010	\$19.37	\$40,288.00



Includes Bear Lake, Bingham, Blaine, Camas, Caribou, Cassie, Clark, Custer, Fremont, Gooding, Jerome, Lemhi, Lincoln, Madison, Minidoka, Oneida, Power, Teton and Twin Falls counties

## How to Read the Tables

For each SOC in this publication, there is a corresponding estimate for employment, wage or both. There are also fields for entry wage, median wage, mean wage, and the Q1 and Q3 percentiles. The table has the following areas.

- A. SOC which is the Standard Occupational Code.
- B. Occupation Title is the job title for that SOC.
- C. Employment, which is the approximate total number of employment for that given occupation in that area.
- D. Entry Wage which is the mean lower third of the wages for the occupation.
- E. Midpoint (Median) Wage which is the 50<sup>th</sup> percentile of the wages for the occupation.
- F. Average (Mean) Wage which is the average wage for the occupation.
- G. Middle Range (25<sup>th</sup> & 75<sup>th</sup> Percentiles) which are the 25<sup>th</sup> and 75<sup>th</sup> percentile of the wages for the occupation.

SOC Code	Occupation Title	Employment	Entry Wage		Midpoint (Median)		Average (Mean)		Middle Range (25 <sup>th</sup> & 75 <sup>th</sup> Percentiles)				
			Hourly	Annual	Hourly	Annual	Hourly	Annual	Hourly	Annual	Hourly	Annual	

Due to a lack of data collected or confidentiality, not all occupations will display employment, wage, or both.



## Highest and Lowest Occupations and Wages

The occupations with the highest employment statewide:

<b>SOC</b>	<b>Job Title</b>	<b>Employment Number</b>
11-1021	General and Operations Managers	24,790
35-3023	Fast Food and Counter Workers	22,350
41-2031	Retail Salespersons	19,220
43-4051	Customer Service Representatives	19,020
31-1120	Home Health and Personal Care Aides	18,320
43-9061	Office Clerks, General	16,940
41-2011	Cashiers	15,900
53-3032	Heavy and Tractor-Trailer Truck Drivers	14,030
29-1141	Registered Nurses	13,680
53-7062	Laborers and Freight, Stock and Material Movers, Hand	13,410

The occupations with the lowest employment statewide:

<b>SOC</b>	<b>Job Title</b>	<b>Employment Number</b>
11-3111	Compensation and Benefits Managers	30
11-9179	Personal Service Managers, All Other	30
17-2021	Agricultural Engineers	30
19-2032	Materials Scientists	30
25-4013	Museum Technicians and Conservators	30
27-1013	Fine Artists, Including Painters, Sculptors and Illustrators	30
27-1019	Artists and Related Workers, All Other	30
29-1242	Orthopedic Surgeons, Except Pediatric	30
29-1249	Surgeons, All Other	30
29-2091	Orthotists and Prosthetists	30
11-3111	Compensation and Benefits Managers	30

The 10 occupations with the highest mean wages statewide:

<b>SOC</b>	<b>Job Title</b>	<b>Mean Wage</b>
29-1212	Cardiologists	\$250.81
29-1213	Dermatologists	\$236.70
29-1211	Anesthesiologists	\$196.07
29-1229	Physicians, All Other	\$140.46
29-1224	Radiologists	\$130.61
29-1249	Surgeons, All Other	\$118.20
29-1214	Emergency Medicine Physicians	\$114.86
29-1215	Family Medicine Physicians	\$109.01
15-2011	Actuaries	\$106.28
29-1242	Orthopedic Surgeons, Except Pediatric	\$105.86

The 10 occupations with the lowest mean wages statewide:

<b>SOC</b>	<b>Job Title</b>	<b>Mean Wage</b>
35-9099	Food Preparation and Serving Related Workers, All Other	\$8.84
47-3015	Helpers--Pipelayers, Plumbers, Pipefitters and Steamfitters	\$11.06
35-9031	Hosts and Hostesses, Restaurant, Lounge and Coffee Shop	\$11.38
33-3041	Parking Enforcement Workers	\$11.40
35-9011	Dining Room and Cafeteria Attendants and Bartender Helpers	\$11.52
35-9021	Dishwashers	\$11.67
35-3023	Fast Food and Counter Workers	\$11.75
39-3091	Amusement and Recreation Attendants	\$11.80
35-3011	Bartenders	\$11.81
33-9092	Lifeguards, Ski Patrol and Other Recreational Protective Service Workers	\$11.83

## Data on Our Website

The data for this publication can be found on the Idaho Labor website at <https://lmi.idaho.gov/data-tools/oews/>. The information is presented in search, Excel and PDF format.

For questions, comments or concerns regarding the data published on the Idaho Labor Market Information website, please contact the department at [lmi@labor.idaho.gov](mailto:lmi@labor.idaho.gov)

## Thank You!

The Idaho Department of Labor appreciates all those involved in the OEWS survey. The valuable time and input from each of you make this publication possible.

It is Idaho Labor's goal to make OEWS survey results relevant, reliable and accessible to everyone. We welcome any suggestions to improve this reach.

To submit comments, suggestions or questions about this publication, the information it contains or the OEWS program, please contact:

Amanda Rea, senior research analyst  
Idaho Department of Labor  
317 W. Main St., Boise, Idaho 83735  
(208) 332-3570, ext. 3478  
[Amanda.Rea@labor.idaho.gov](mailto:Amanda.Rea@labor.idaho.gov)