

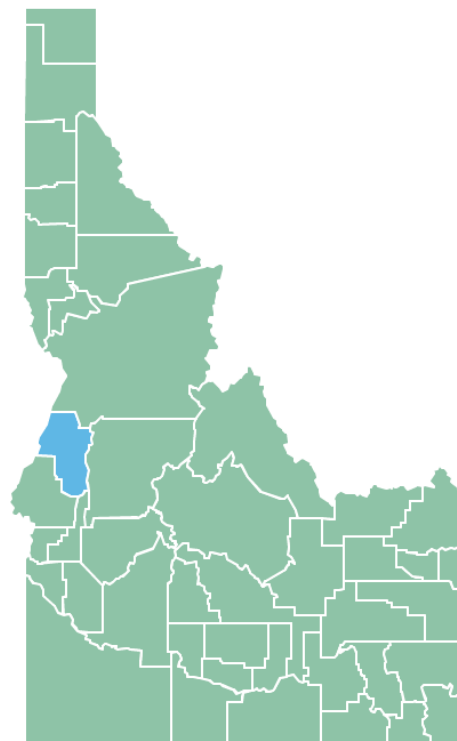


Adams County Labor Force And Economic Profile

Last Updated: January 2025

Adams County Economic Overview

Civilian Labor Force (Dec 2024)	1,982
Unemployment Rate (Dec 2024)	7.3%
Population (2023)	4,903
Median Household Income (2023)	\$59,286
Per Capita Personal Income (2023)	\$45,707
Poverty Rate (2023)	15.0%



Idaho Department of Labor

labor.idaho.gov



A proud partner of the
americanjobcenter
network

The Idaho Department of Labor is an equal opportunity employer and service provider. Reasonable accommodations are available upon request. Dial 711 for Idaho Relay Service.

1. Adams County Demographic Characteristics, 2023 5-Year ACS

	Adams County	Adams County (%)	State of Idaho (%)	United States (%)
Total Population	4,599	100.0%	1,893,296	332,387,540
Race and Ethnicity				
White alone, not hispanic	4,212	91.6%	83.3%	63.4%
Black or African American alone, not hispanic	11	0.2%	0.7%	12.4%
Native American alone, not hispanic	48	1.0%	1.1%	0.9%
Asian alone, not hispanic	0	0.0%	1.3%	5.8%
Hispanic, or Latino (of any race)	210	4.6%	13.3%	19.0%
Gender				
Male	2,359	51.3%	50.3%	49.5%
Female	2,240	48.7%	49.7%	50.5%
Age				
Median age	54.3	-	37.1	38.7
Under 18 years	788	17.1%	24.5%	22.2%
Over 18 years	3,811	82.9%	75.5%	77.8%
21 years and over	3,591	78.1%	65.7%	68.7%
Over 65 years	1,397	30.4%	16.6%	16.8%
Educational Attainment (Population 25 years and Over)				
Less than 9th grade	40	0.9%	2.1%	3.2%
High school graduate (with equivalencies)	1,265	27.5%	17.0%	18.0%
Some college, no degree	1,029	22.4%	16.3%	13.3%
Associate's degree	277	6.0%	6.4%	6.0%
Bachelor's degree	484	10.5%	13.7%	14.6%
Graduate or professional degree	281	6.1%	6.8%	9.4%
Median Household Income	\$59,286	-	\$74,636	\$78,538

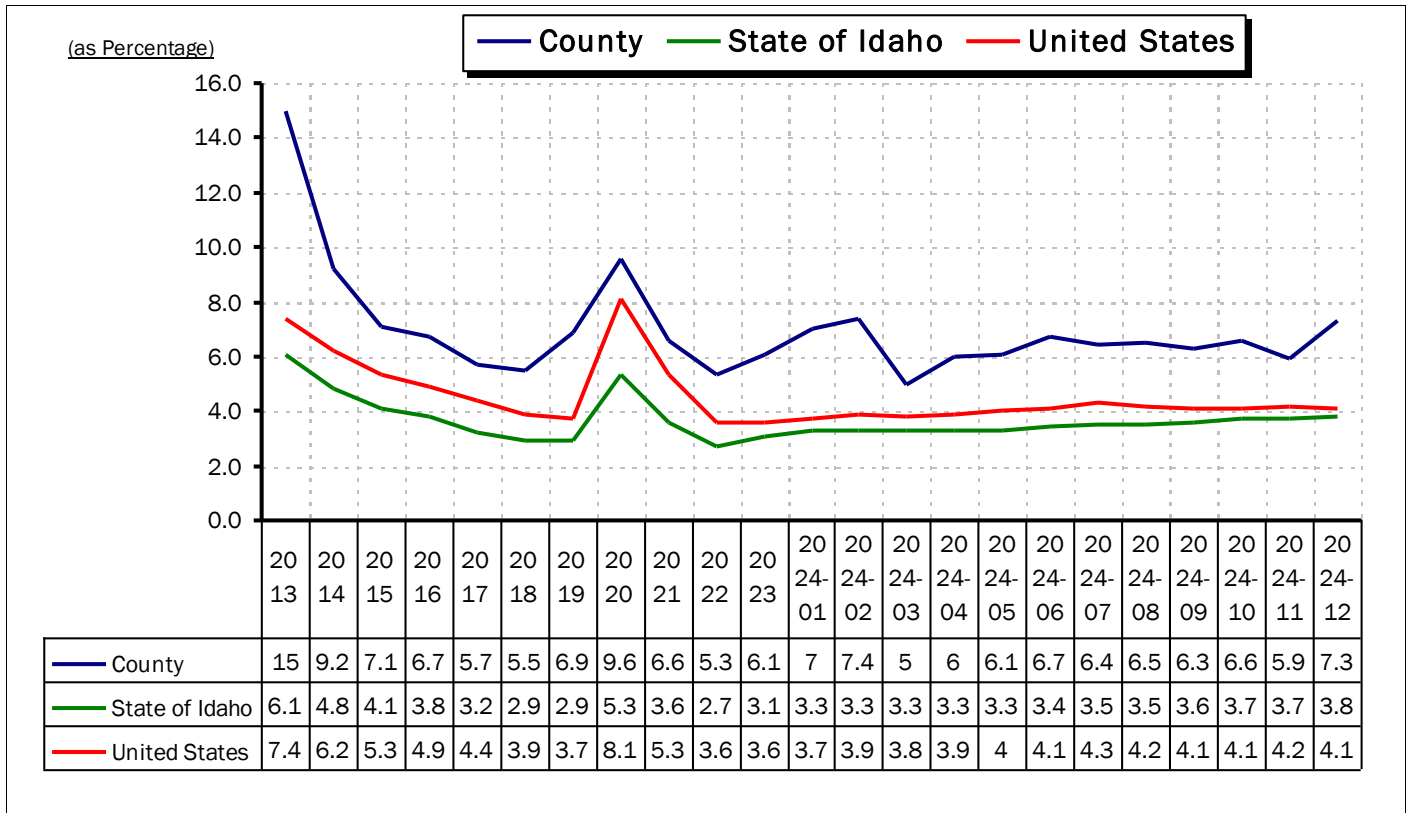
Source: US Census Bureau, American Community Survey 5-Year Estimates

2. Labor Force Growth, December 2023 to December 2024

	Labor Force	Employment	Unemployed	Unemployment Rate
December 2024	1,982	1,838	144	7.3%
December 2023	1,871	1,745	126	6.7%
YoY % Change	5.9%	5.3%	14.3%	0.6%

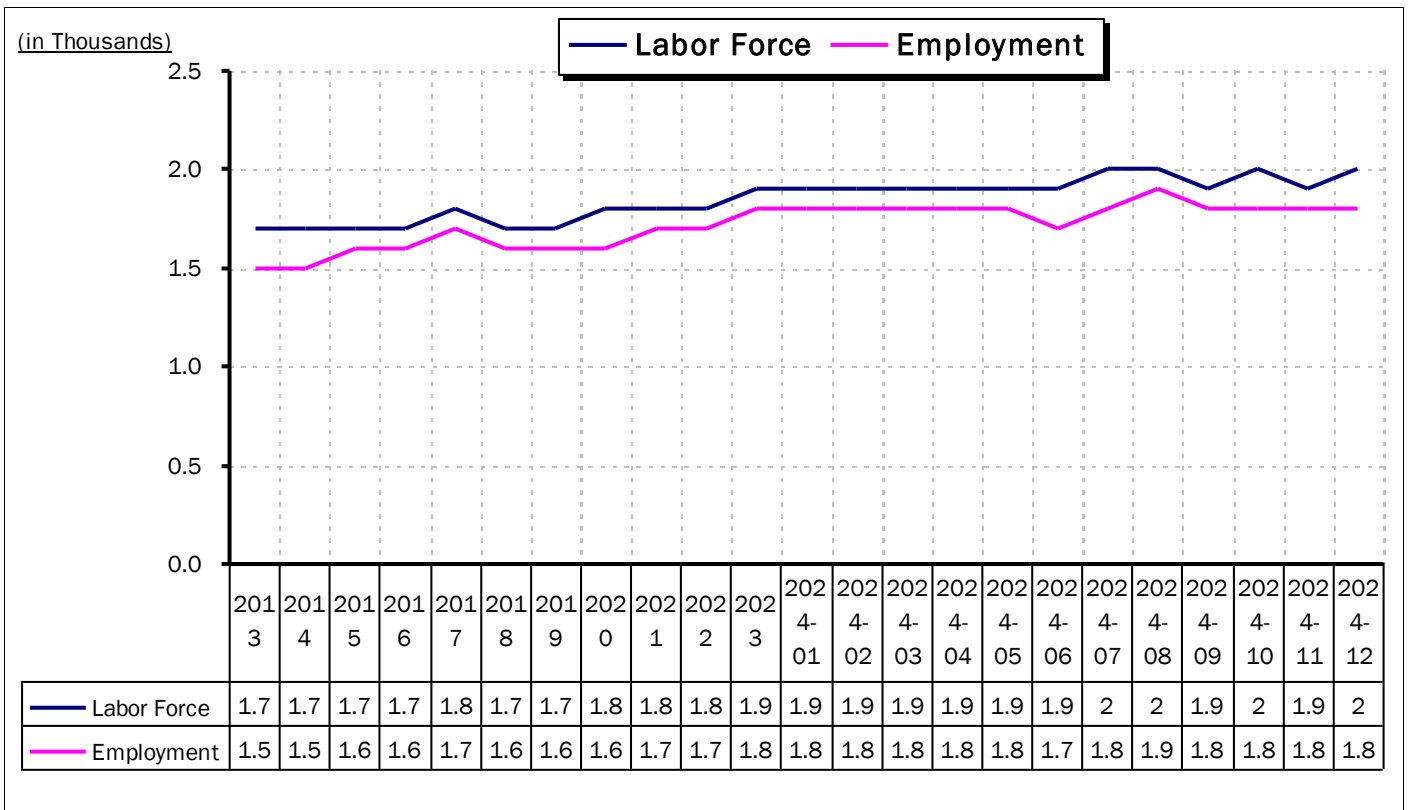
Source: Idaho Department of Labor- Local Area Unemployment Statistics (LAUS)

3. Seasonally-Adjusted Unemployment Rate, 2013 to December 2024



Source: Idaho Department of Labor- Local Area Unemployment Statistics (LAUS)

4. Seasonally-Adjusted Labor Force and Employment, 2013 to December 2024



Source: Idaho Department of Labor- Local Area Unemployment Statistics (LAUS)

5. Industry Employment and Wages, 2013, 2022, and 2023

Supersector	2013		2022		2023	
	Average Employment	Average Wages	Average Employment	Average Wages	Average Employment	Average Wages
Total Covered Wages	944	\$32,735	997	\$51,755	999	\$54,077
Natural Resources and Mining	51	\$41,658	51	\$55,851	46	\$62,119
Construction	53	\$22,423	71	\$40,953	91	\$43,788
Manufacturing	129	\$38,448	106	\$56,368	105	\$60,243
Trade, Transportation, and Utilities	161	\$29,529	177	\$38,096	178	\$36,753
Information	18	\$33,440	40	\$181,786	38	\$190,932
Financial Activities	34	\$36,987	21	\$59,685	24	\$67,351
Professional and Business Services	37	\$55,165	44	\$88,135	35	\$82,586
Education and Health Services	165	\$26,843	184	\$36,214	179	\$40,152
Leisure and Hospitality	86	\$11,809	92	\$18,729	92	\$22,352
Other Services	11	\$27,686	11	\$35,392	9	\$41,426
Public Administration	199	\$41,334	200	\$59,736	202	\$64,033

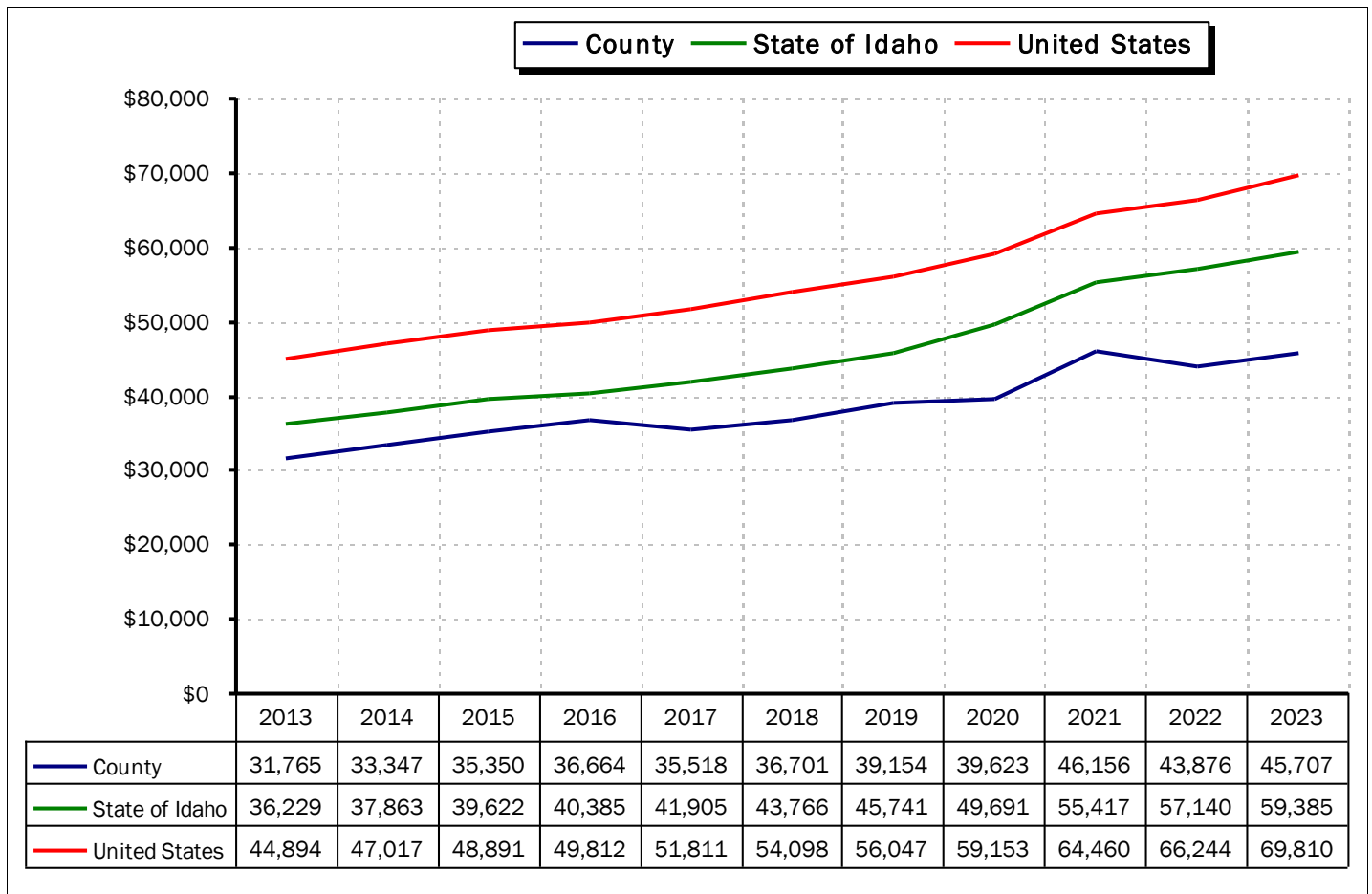
Source: Idaho Department of Labor- Quarterly Census of Employment Wages (QCEW)

6. Top Employers, 2023

Employer	Ownership	Employment Range
U.s. Forest Service	Federal Government	100-249
Adams County	Local Government	050 - 099
Tamarack Mill	Private	050 - 099
Council School District	Local Government	050 - 099
Adams County Health Center	Private	010 - 049
Meadows Valley School District	Local Government	010 - 049
Intermountain Food Stores	Private	010 - 049
Workday	Private	010 - 049
Jerry's Auto Parts	Private	010 - 049
Shiple Electric	Private	010 - 049

NOTE: Only employers that have given the Department permission to release employment range data are listed.
 Source: Idaho Department of Labor- Quarterly Census of Employment Wages (QCEW)

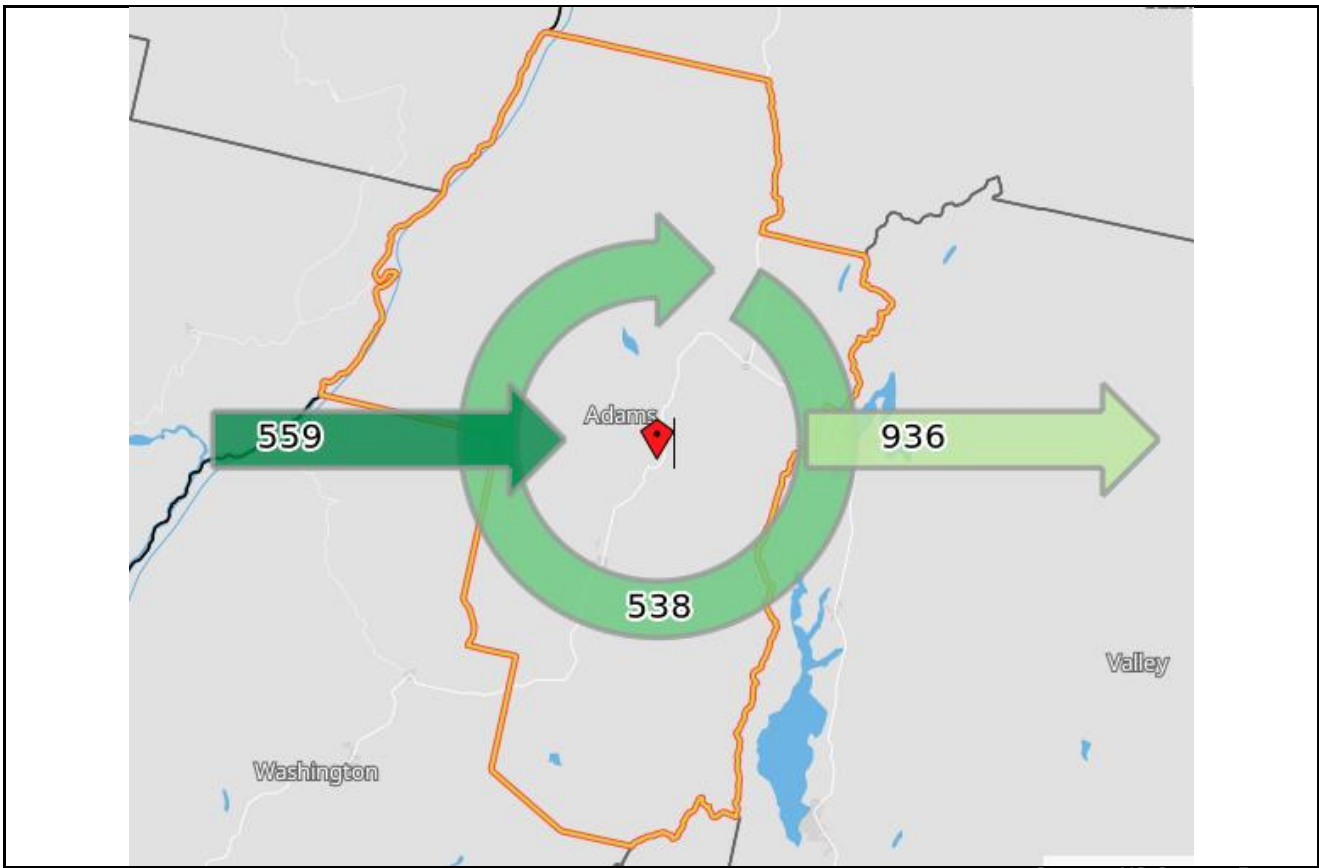
7. Real Per Capita Income, 2013 to 2023



Source: U.S. Bureau of Economic Analysis

8. Labor Force Commuting Patterns, 2022

It is estimated that 538 workers lived and worked in Adams County in 2022. Another 559 workers were employed in Adams County but lived outside, while 936 workers commuted to other counties for work.



Source: US Census Bureau

9. Top 10 Cities Where People Who Work in Adams County Live, 2022

City of Residence	Count of All Jobs	Percentage of Total Jobs
Council	212	19.3%
McCall	173	15.8%
Boise	159	14.5%
New Meadows	92	8.4%
Nampa	57	5.2%
Meridian	49	4.5%
Caldwell	16	1.5%
Cascade	16	1.5%
Eagle	16	1.5%
Idaho Falls	16	1.5%

Note: "All Jobs" includes private and public sector jobs. It also includes a count of workers with multiple jobs. Source: US Census Bureau- Longitudinal Employer-Household Dynamics (LEHD)

10. Top 10 Cities Where People Who Live in Adams County Work, 2022

City of Employment	Count of All Jobs	Percentage of Total Jobs
Council	143	9.7%
McCall	84	5.7%
Boise	40	2.7%
New Meadows	39	2.6%
Meridian	22	1.5%
Nampa	18	1.2%
Riggins	14	0.9%
Caldwell	13	0.9%
Cambridge	12	0.8%
Payette	11	0.7%

Note: "All Jobs" includes private and public sector jobs. It also includes a count of workers with multiple jobs. Source: US Census Bureau- Longitudinal Employer-Household Dynamics (LEHD)

For more Information, Contact:

Jan Roeser, Labor Economist, Idaho Department of Labor • 317 W. Main Street, Boise, ID 83735 • (208) 696 - 2172 • jan.roeser@labor.idaho.gov • Labor Market Information website: Imi.idaho.gov

— Blank Page —