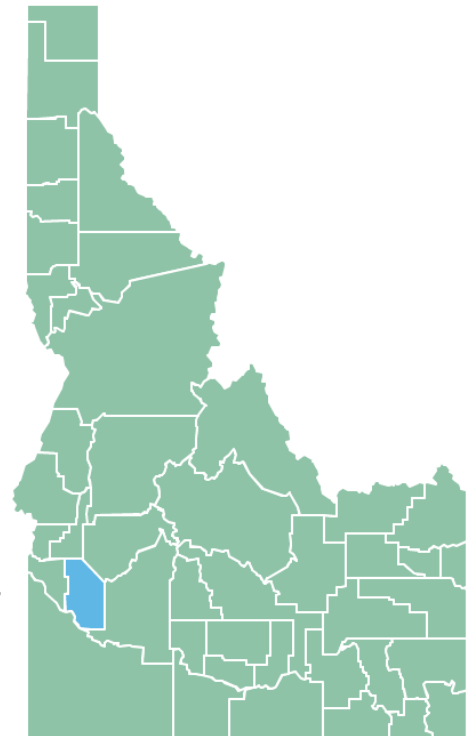


# Ada County Labor Force And Economic Profile

Last Updated: September 2025

## Ada County Economic Overview

Civilian Labor Force (Aug 2025)	297,519
Unemployment Rate (Aug 2025)	3.4%
Population (2024)	535,799
Median Household Income (2023)	\$88,907
Per Capita Personal Income (2023)	\$72,588
Poverty Rate (2023)	8.5%



Idaho Department of Labor

[labor.idaho.gov](https://labor.idaho.gov)



A proud partner of the  
**americanjobcenter**  
network

The Idaho Department of Labor is an equal opportunity employer and service provider. Reasonable accommodations are available upon request. Dial 711 for Idaho Relay Service.

## 1. Ada County Demographic Characteristics, 2023 5-Year ACS

	Ada County	Ada County (%)	State of Idaho (%)	United States (%)
<b>Total Population</b>	508,052	100.0%	1,893,296	332,387,540
<b>Race and Ethnicity</b>				
White alone, not hispanic	430,629	84.8%	83.3%	63.4%
Black or African American alone, not hispanic	6,510	1.3%	0.7%	12.4%
Native American alone, not hispanic	3,211	0.6%	1.1%	0.9%
Asian alone, not hispanic	12,871	2.5%	1.3%	5.8%
Hispanic, or Latino (of any race)	48,291	9.5%	13.3%	19.0%
<b>Gender</b>				
Male	255,975	50.4%	50.3%	49.5%
Female	252,077	49.6%	49.7%	50.5%
<b>Age</b>				
Median age	38.3	-	37.1	38.7
Under 18 years	114,071	22.5%	24.5%	22.2%
Over 18 years	393,981	77.5%	75.5%	77.8%
21 years and over	349,321	68.8%	65.7%	68.7%
Over 65 years	79,976	15.7%	16.6%	16.8%
<b>Educational Attainment (Population 25 years and Over)</b>				
Less than 9th grade	5,959	1.2%	2.1%	3.2%
High school graduate (with equivalencies)	68,395	13.5%	17.0%	18.0%
Some college, no degree	80,994	15.9%	16.3%	13.3%
Associate's degree	29,339	5.8%	6.4%	6.0%
Bachelor's degree	99,716	19.6%	13.7%	14.6%
Graduate or professional degree	53,639	10.6%	6.8%	9.4%
<b>Median Household Income</b>	\$88,907	-	\$74,636	\$78,538

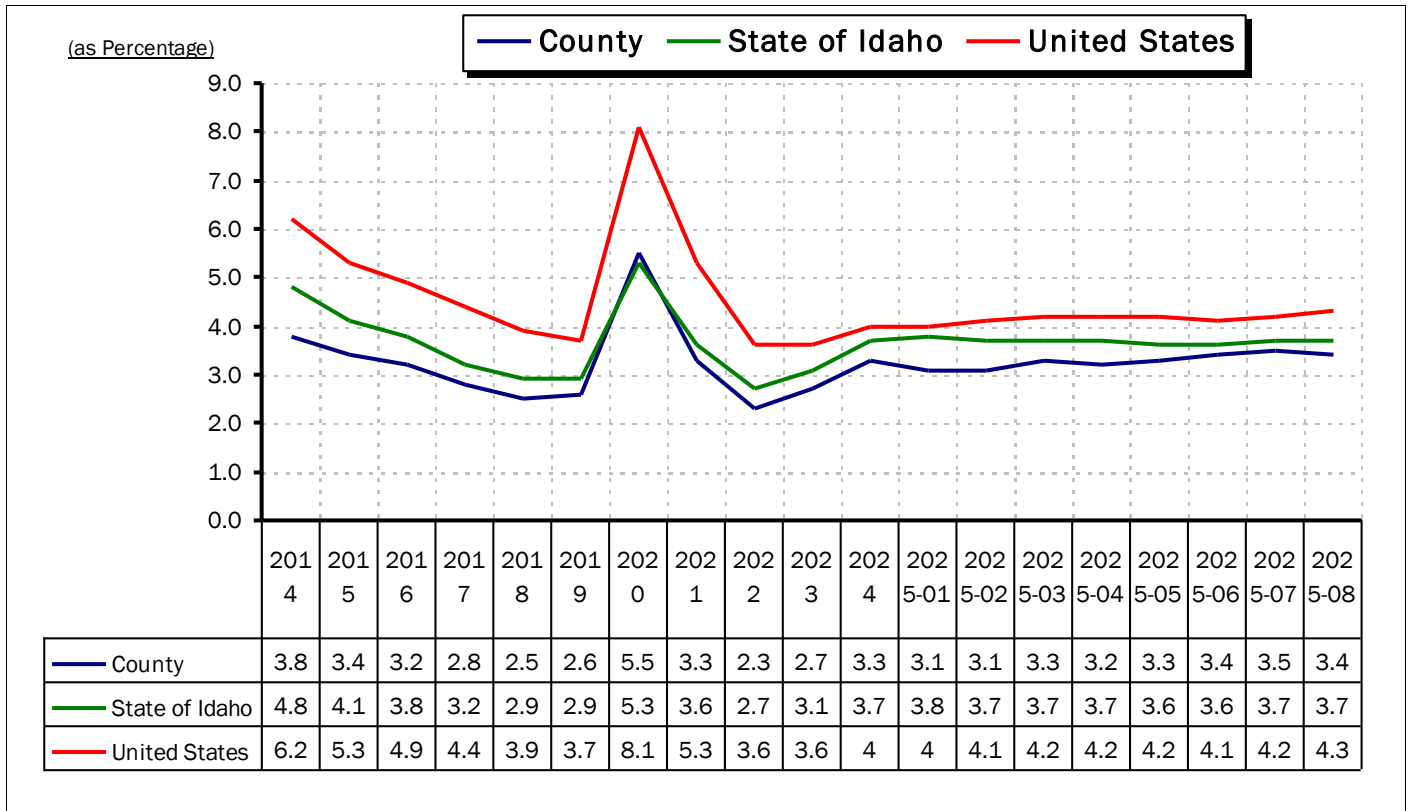
Source: US Census Bureau, American Community Survey 5-Year Estimates

## 2. Labor Force Growth, August 2024 to August 2025

	Labor Force	Employment	Unemployed	Unemployment Rate
<b>August 2025</b>	297,519	287,273	10,246	3.4%
<b>August 2024</b>	294,342	284,187	10,155	3.5%
<b>YoY % Change</b>	1.1%	1.1%	0.9%	-0.1%

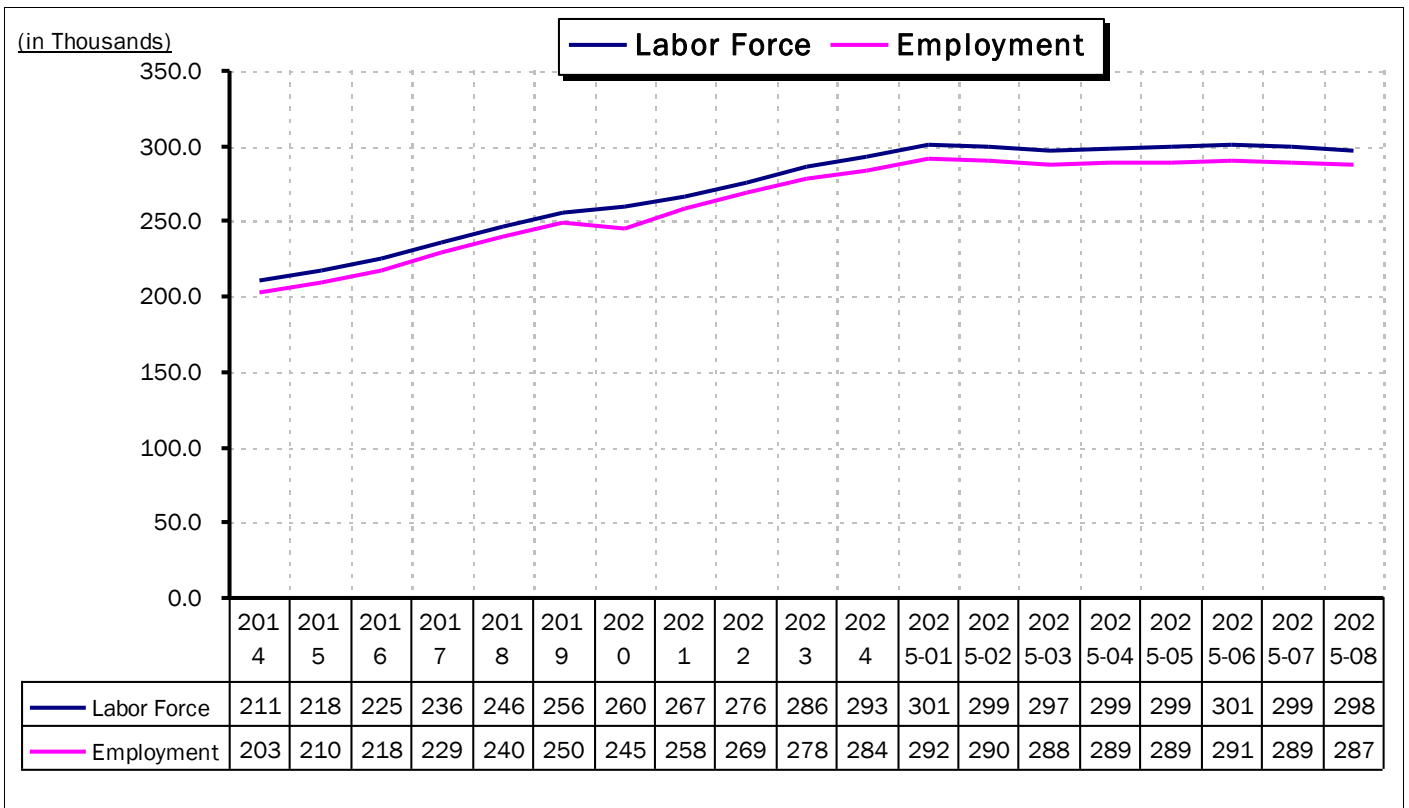
Source: Idaho Department of Labor- Local Area Unemployment Statistics (LAUS)

### 3. Seasonally-Adjusted Unemployment Rate, 2014 to August 2025



Source: Idaho Department of Labor- Local Area Unemployment Statistics (LAUS)

### 4. Seasonally-Adjusted Labor Force and Employment, 2014 to August 2025



Source: Idaho Department of Labor- Local Area Unemployment Statistics (LAUS)

## 5. Industry Employment and Wages, 2014, 2023, and 2024

Supersector	2014		2023		2024	
	Average Employment	Average Wages	Average Employment	Average Wages	Average Employment	Average Wages
Total Covered Wages	210,057	\$44,915	281,453	\$65,216	287,798	\$70,584
Natural Resources and Mining	938	\$42,619	969	\$63,916	951	\$70,875
Construction	11,510	\$45,317	21,466	\$69,025	22,363	\$75,420
Manufacturing	15,761	\$98,053	18,481	\$104,984	18,262	\$128,537
Trade,Transportation, and Utilities	42,379	\$40,771	53,769	\$60,828	54,988	\$63,900
Information	3,795	\$50,247	3,485	\$97,532	3,526	\$112,197
Financial Activities	11,980	\$54,622	18,027	\$85,637	17,639	\$94,341
Professional and Business Services	34,069	\$43,478	46,960	\$79,425	47,430	\$86,613
Education and Health Services	46,963	\$42,721	61,930	\$58,171	65,038	\$60,777
Leisure and Hospitality	22,088	\$15,660	31,742	\$25,967	31,909	\$26,699
Other Services	5,704	\$26,397	8,155	\$44,018	8,536	\$46,327
Public Administration	14,870	\$51,835	16,469	\$72,961	17,156	\$77,569

Source: Idaho Department of Labor- Quarterly Census of Employment Wages (QCEW)

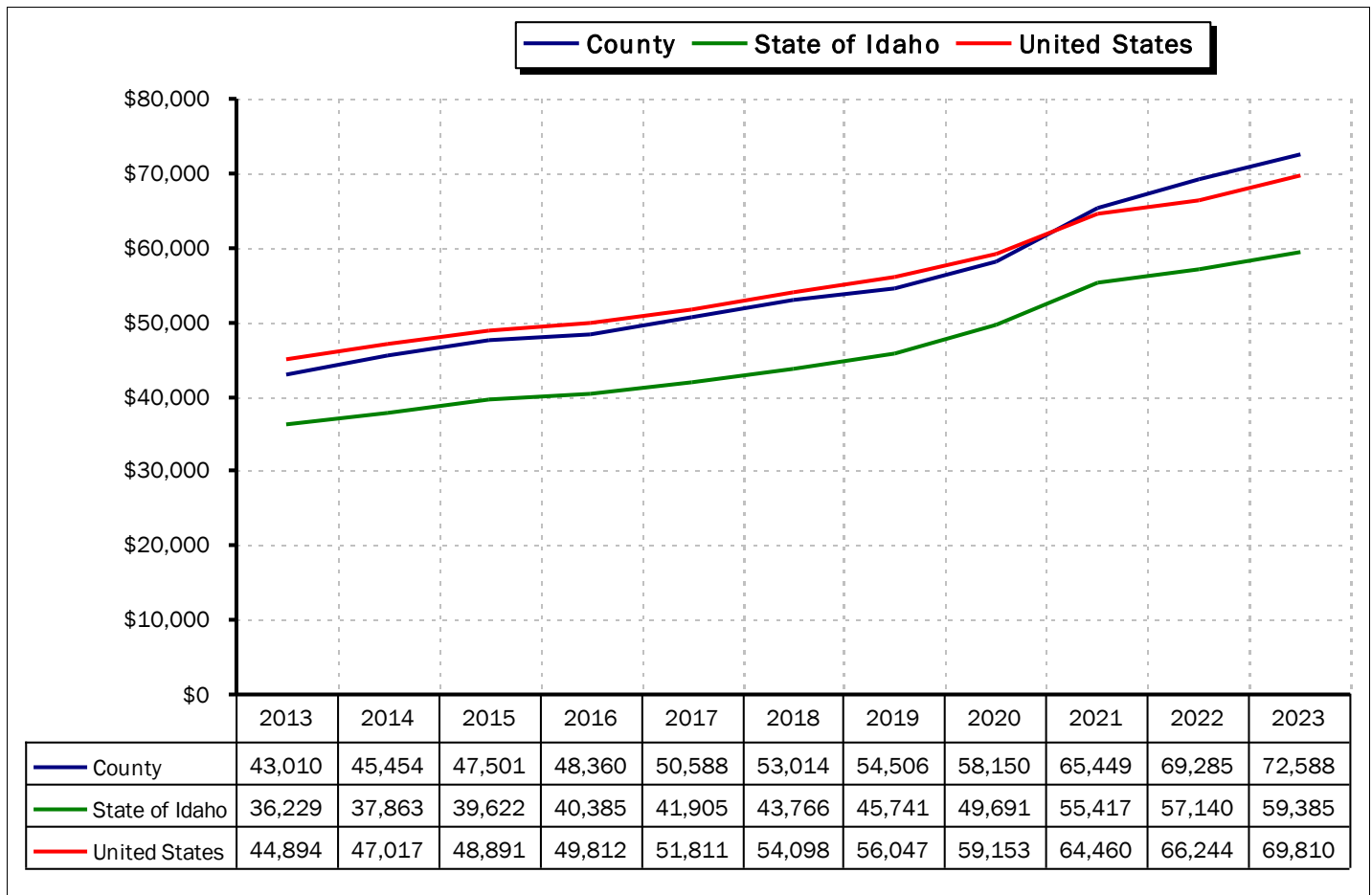
## 6. Top Employers, 2024

Employer	Ownership	Employment Range
St. Luke's Regional Medical Center	Private	10,000+
Micron Technology	Private	5,000 - 9,999
Boise State University	State government	5,000 - 9,999
West Ada School District	Local government	2,500 - 4,999
St. Alphonsus Health System	Private	2,500 - 4,999
Boise School District	Local government	2,500 - 4,999
Albertsons	Private	2,500 - 4,999
City Of Boise	Local government	1,000 - 2,499
Ada County	Local government	1,000 - 2,499
Wal-mart	Private	1,000 - 2,499

NOTE: Only employers that have given the Department permission to release employment range data are listed.

Source: Idaho Department of Labor- Quarterly Census of Employment Wages (QCEW)

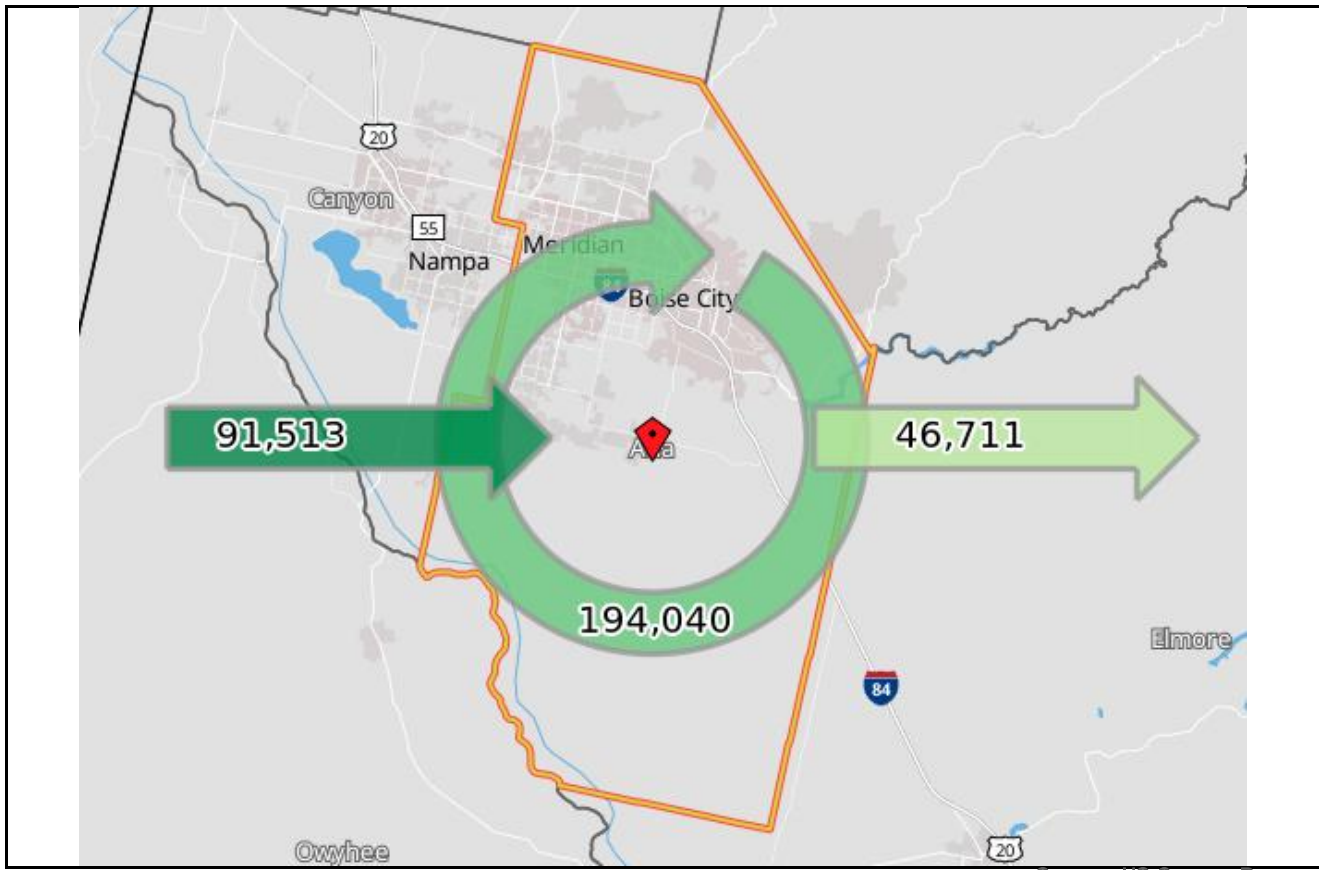
## 7. Real Per Capita Income, 2013 to 2023



Source: U.S. Bureau of Economic Analysis

## 8. Labor Force Commuting Patterns, 2022

It is estimated that 194,040 workers lived and worked in Ada County in 2022. Another 91,513 workers were employed in Ada County but lived outside, while 46,711 workers commuted to other counties for work.



Source: US Census Bureau

## 9. Top 10 Cities Where People Who Work in Ada County Live, 2022

City of Residence	Count of All Jobs	Percentage of Total Jobs
Boise	98,785	34.6%
Meridian	44,962	15.7%
Nampa	24,715	8.7%
Caldwell	11,779	4.1%
Eagle	9,863	3.5%
Kuna	9,505	3.3%
Garden City	4,283	1.5%
Star city	3,569	1.2%
Mountain Home	2,271	0.8%
Middleton	2,210	0.8%

Note: "All Jobs" includes private and public sector jobs. It also includes a count of workers with multiple jobs. Source: US Census Bureau- Longitudinal Employer-Household Dynamics (LEHD)



**10. Top 10 Cities Where People Who Live in Ada County Work, 2022**

City of Employment	Count of All Jobs	Percentage of Total Jobs
Boise	127,916	53.1%
Meridian	37,858	15.7%
Nampa	16,570	6.9%
Eagle	8,605	3.6%
Garden City	7,140	3.0%
Caldwell	5,057	2.1%
Kuna	2,789	1.2%
Idaho Falls	1,484	0.6%
Twin Falls	1,481	0.6%
Coeur d'Alene	902	0.4%

Note: "All Jobs" includes private and public sector jobs. It also includes a count of workers with multiple jobs. Source: US Census Bureau- Longitudinal Employer-Household Dynamics (LEHD)

**For more Information, Contact:**

**Jan Roeser**, Labor Economist, Idaho Department of Labor • 317 W. Main Street, Boise, ID 83735 • (208) 696 - 2172 • [jan.roeser@labor.idaho.gov](mailto:jan.roeser@labor.idaho.gov) • Labor Market Information website: [Imi.idaho.gov](http://Imi.idaho.gov)

— Blank Page —