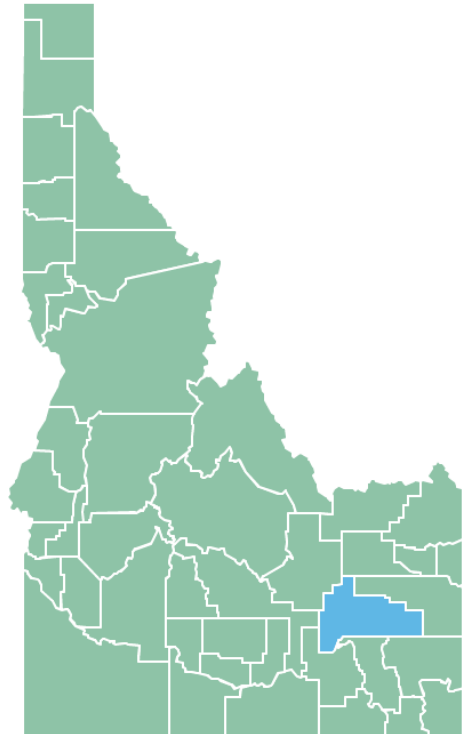


# Bingham County Labor Force And Economic Profile

Last Updated: November 2025

## Bingham County Economic Overview

Civilian Labor Force (Nov 2025)	23,747
Unemployment Rate (Nov 2025)	3.8%
Population (2024)	50,889
Median Household Income (2023)	\$76,842
Per Capita Personal Income (2023)	\$48,780
Poverty Rate (2023)	11.0%



Idaho Department of Labor

[labor.idaho.gov](https://labor.idaho.gov)



A proud partner of the  
**americanjobcenter**  
network

The Idaho Department of Labor is an equal opportunity employer and service provider. Reasonable accommodations are available upon request. Dial 711 for Idaho Relay Service.

## 1. Bingham County Demographic Characteristics, 2023 5-Year ACS

	Bingham County	Bingham County (%)	State of Idaho (%)	United States (%)
<b>Total Population</b>	48,993	100.0%	1,893,296	332,387,540
<b>Race and Ethnicity</b>				
White alone, not hispanic	38,751	79.1%	83.3%	63.4%
Black or African American alone, not hispanic	133	0.3%	0.7%	12.4%
Native American alone, not hispanic	2,624	5.4%	1.1%	0.9%
Asian alone, not hispanic	201	0.4%	1.3%	5.8%
Hispanic, or Latino (of any race)	8,619	17.6%	13.3%	19.0%
<b>Gender</b>				
Male	24,598	50.2%	50.3%	49.5%
Female	24,395	49.8%	49.7%	50.5%
<b>Age</b>				
Median age	34.8	-	37.1	38.7
Under 18 years	14,570	29.7%	24.5%	22.2%
Over 18 years	34,423	70.3%	75.5%	77.8%
21 years and over	30,081	61.4%	65.7%	68.7%
Over 65 years	7,258	14.8%	16.6%	16.8%
<b>Educational Attainment (Population 25 years and Over)</b>				
Less than 9th grade	1,496	3.1%	2.1%	3.2%
High school graduate (with equivalencies)	9,618	19.6%	17.0%	18.0%
Some college, no degree	7,696	15.7%	16.3%	13.3%
Associate's degree	3,264	6.7%	6.4%	6.0%
Bachelor's degree	4,483	9.2%	13.7%	14.6%
Graduate or professional degree	1,770	3.6%	6.8%	9.4%
<b>Median Household Income</b>	\$76,842	-	\$74,636	\$78,538

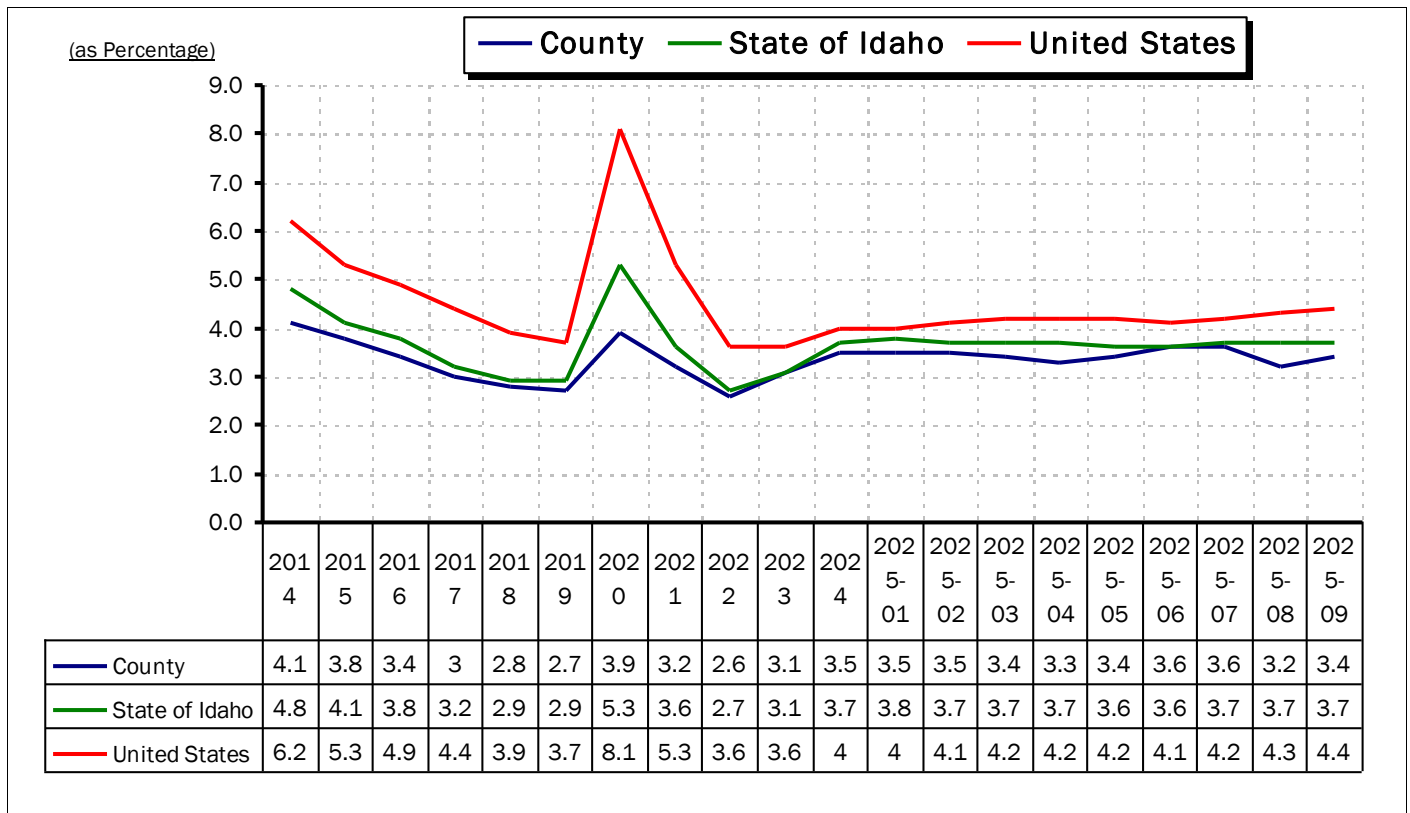
Source: US Census Bureau, American Community Survey 5-Year Estimates

## 2. Labor Force Growth, November 2024 to November 2025

	Labor Force	Employment	Unemployed	Unemployment Rate
<b>November 2024</b>	23,747	22,837	910	3.8%
<b>November 2023</b>	23,923	23,172	751	3.1%
<b>YoY % Change</b>	<b>-0.7%</b>	<b>-1.4%</b>	<b>21.2%</b>	<b>0.7%</b>

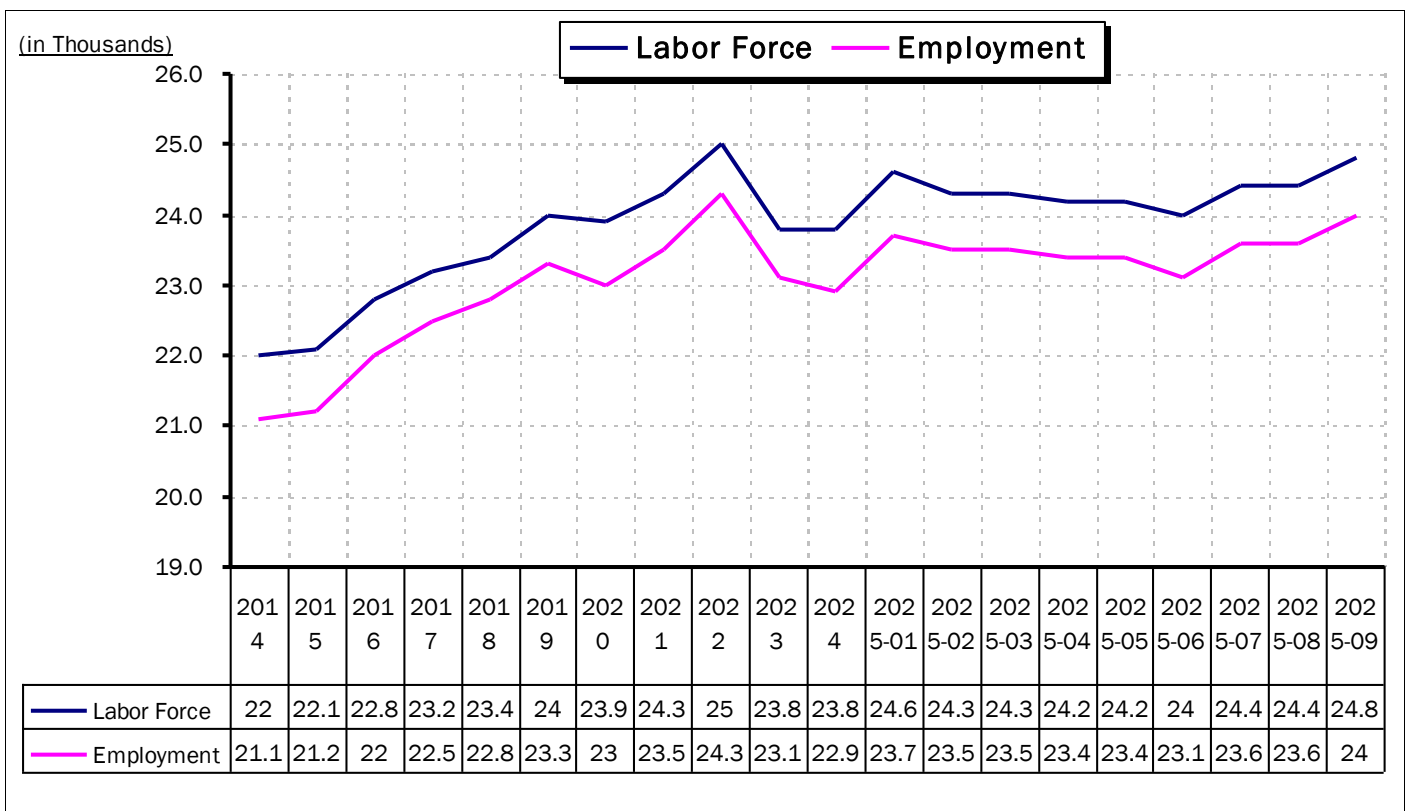
Source: Idaho Department of Labor- Local Area Unemployment Statistics (LAUS)

### 3. Seasonally-Adjusted Unemployment Rate, 2014 to November 2025



Source: Idaho Department of Labor- Local Area Unemployment Statistics (LAUS)

### 4. Seasonally-Adjusted Labor Force and Employment, 2014 to November 2025



Source: Idaho Department of Labor- Local Area Unemployment Statistics (LAUS)

## 5. Industry Employment and Wages, 2014, 2023, and 2024

Supersector	2014		2023		2024	
	Average Employment	Average Wages	Average Employment	Average Wages	Average Employment	Average Wages
Total Covered Wages	14,477	\$33,224	15,847	\$45,328	16,060	\$47,654
Natural Resources and Mining	1,511	\$34,019	1,254	\$47,095	1,260	\$48,099
Construction	755	\$33,059	1,327	\$49,950	1,334	\$55,036
Manufacturing	2,200	\$42,126	2,241	\$56,078	2,328	\$59,320
Trade, Transportation, and Utilities	2,800	\$31,191	2,785	\$43,935	2,856	\$45,567
Information	56	\$20,009	38	\$30,539	36	\$37,286
Financial Activities	415	\$45,313	363	\$63,987	375	\$65,600
Professional and Business Services	524	\$39,948	668	\$45,418	679	\$46,889
Education and Health Services	3,312	\$31,286	3,850	\$44,159	3,862	\$46,013
Leisure and Hospitality	1,114	\$18,260	1,481	\$24,399	1,457	\$25,385
Other Services	347	\$29,184	424	\$39,946	424	\$40,445
Public Administration	1,443	\$34,421	1,416	\$47,410	1,449	\$50,686

Source: Idaho Department of Labor- Quarterly Census of Employment Wages (QCEW)

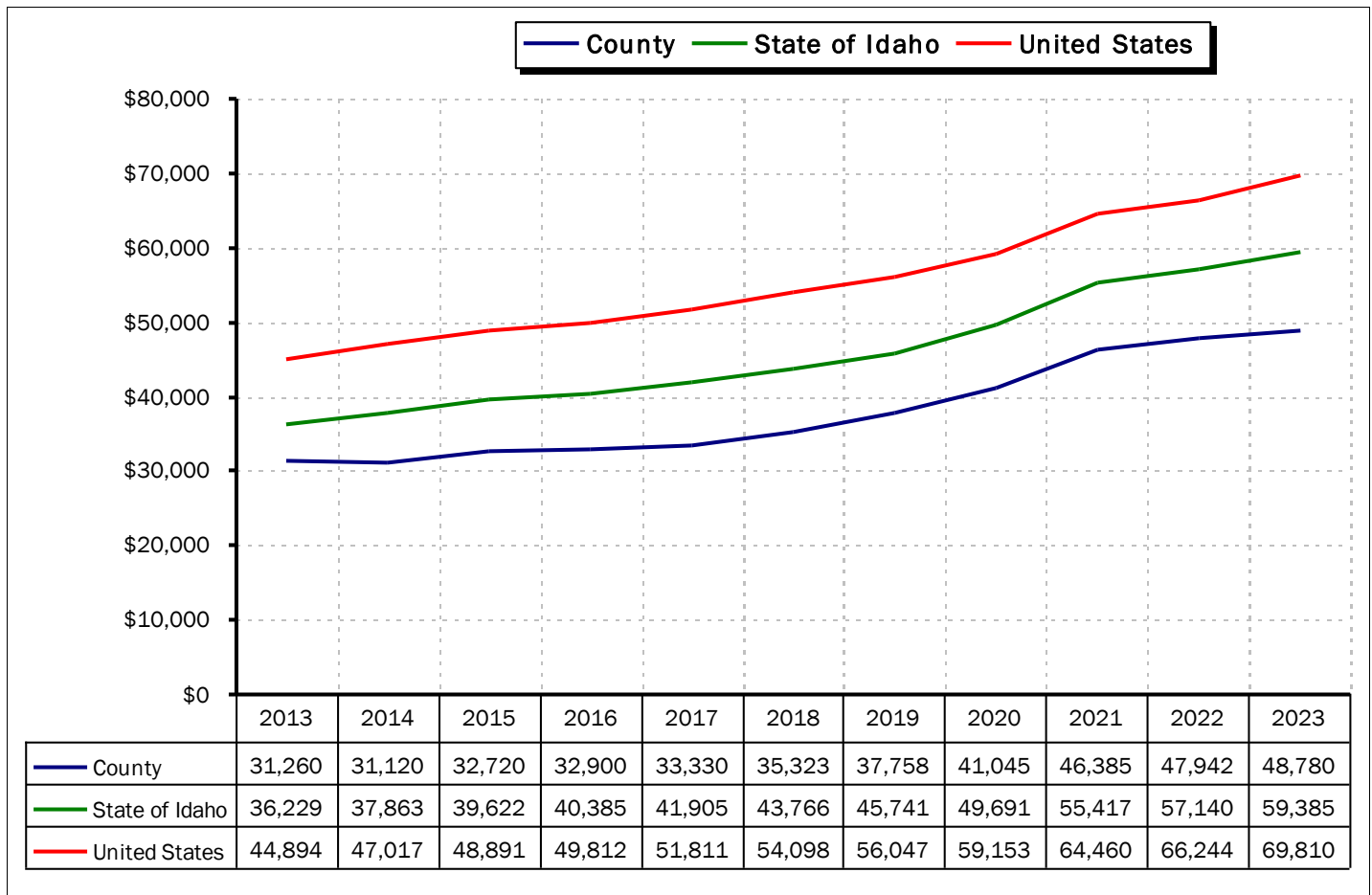
## 6. Top Employers, 2024

Employer	Ownership	Employment Range
Shoshone Bannock Tribes	Local government	1,000 - 2,499
Bingham Memorial Hospital	Private	500 - 999
Basic American Foods	Private	500 - 999
Blackfoot School District	Local government	500 - 999
Shelley Joint School District	Local government	250 - 499
Idaho Department Of Health And Welfare	State government	250 - 499
Snake River School District	Local government	250 - 499
Wal-mart	Private	250 - 499
Bingham County	Local government	250 - 499
Premier Technology	Private	250 - 499

NOTE: Only employers that have given the Department permission to release employment range data are listed.

Source: Idaho Department of Labor- Quarterly Census of Employment Wages (QCEW)

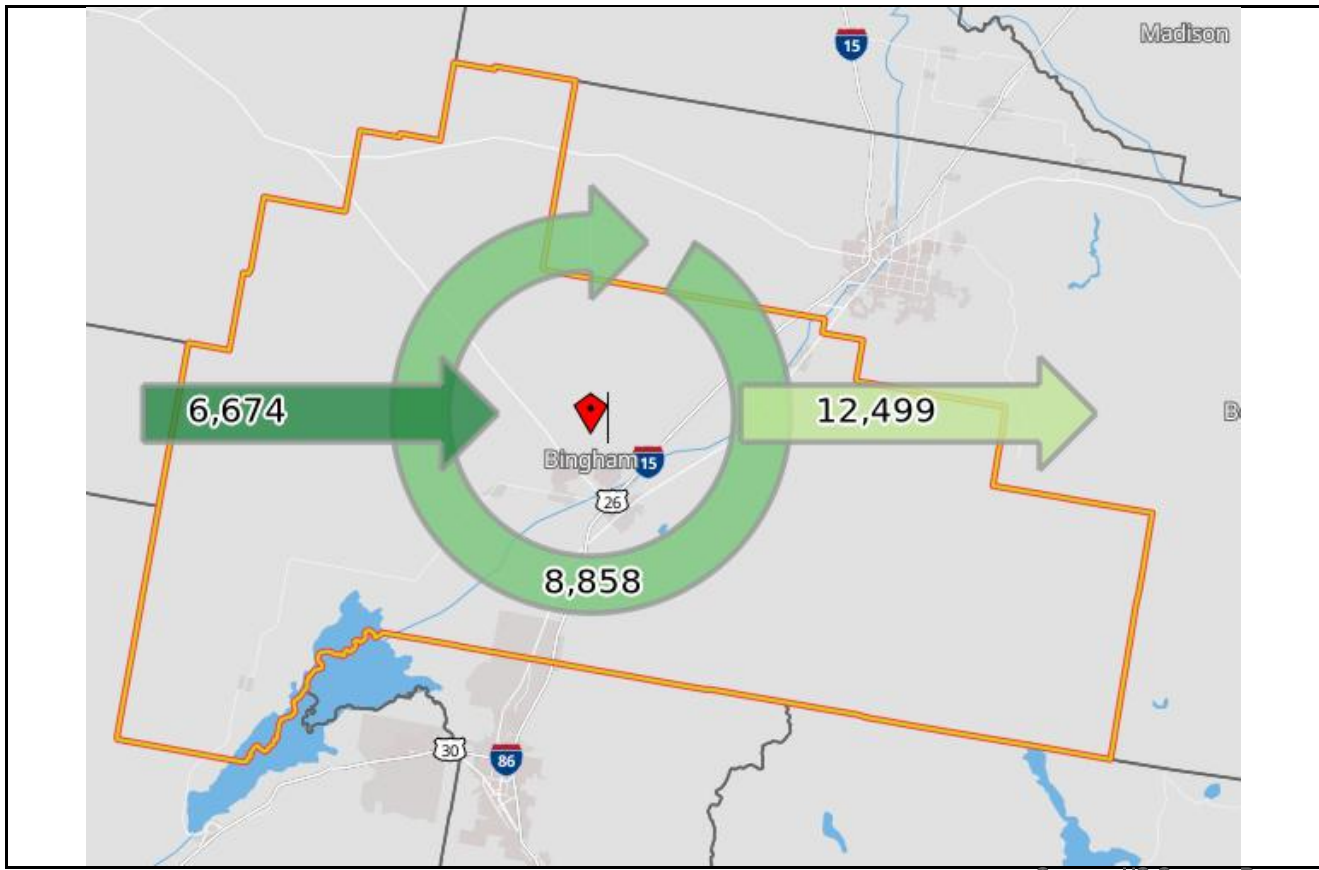
## 7. Real Per Capita Income, 2013 to 2023



Source: U.S. Bureau of Economic Analysis

## 8. Labor Force Commuting Patterns, 2022

It is estimated that 8,858 workers lived and worked in Bingham County in 2022. Another 6,674 workers were employed in Bingham County but lived outside, while 12,499 workers commuted to other counties for work.



Source: US Census Bureau

## 9. Top 10 Cities Where People Who Work in Bingham County Live, 2022

City of Residence	Count of All Jobs	Percentage of Total Jobs
Blackfoot	2,776	17.9%
Idaho Falls	1,237	8.0%
Pocatello	1,153	7.4%
Fort Hall CDP	556	3.6%
Shelley	528	3.4%
Chubbuck	379	2.4%
Aberdeen	296	1.9%
Moreland CDP	257	1.7%
Ammon	239	1.5%
Groveland CDP	218	1.4%

Note: "All Jobs" includes private and public sector jobs. It also includes a count of workers with multiple jobs. Source: US Census Bureau- Longitudinal Employer-Household Dynamics (LEHD)



## 10. Top 10 Cities Where People Who Live in Bingham County Work, 2022

City of Employment	Count of All Jobs	Percentage of Total Jobs
Idaho Falls	4,847	22.7%
Blackfoot	3,687	17.3%
Pocatello	1,541	7.2%
Shelley	779	3.6%
Fort Hall CDP	594	2.8%
Boise City	591	2.8%
Ammon	441	2.1%
Aberdeen	360	1.7%
Rexburg	352	1.6%
Chubbuck	328	1.5%

Note: "All Jobs" includes private and public sector jobs. It also includes a count of workers with multiple jobs. Source: US Census Bureau- Longitudinal Employer-Household Dynamics (LEHD)

### For more Information, Contact:

**Brandon Duong**, Labor Economist, Idaho Department of Labor • 430 N 5th Ave, Pocatello, ID 83205 • (208) 236 - 6715 • [brandon.duong@labor.idaho.gov](mailto:brandon.duong@labor.idaho.gov) • Labor Market Information website: [imi.idaho.gov](http://imi.idaho.gov)

— Blank Page —