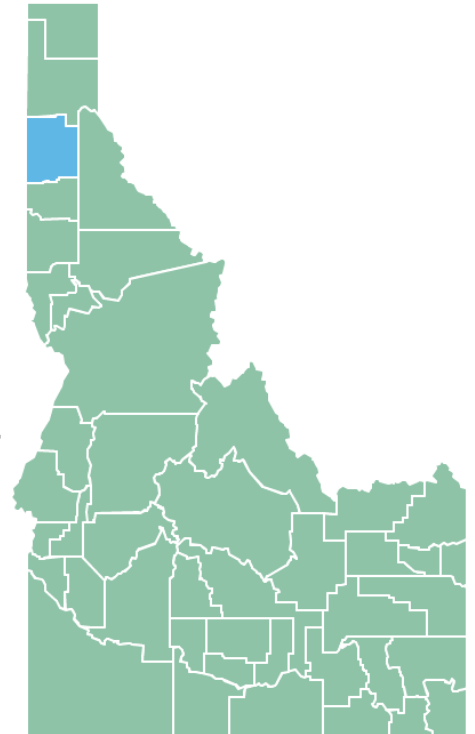


# Kootenai County Labor Force And Economic Profile

Last Updated: November 2025

## Kootenai County Economic Overview

Civilian Labor Force (Nov 2025)	90,849
Unemployment Rate (Nov 2025)	4.4%
Population (2024)	188,323
Median Household Income (2023)	\$77,034
Per Capita Personal Income (2023)	\$63,893
Poverty Rate (2023)	9.3%



Idaho Department of Labor

**labor.idaho.gov**



A proud partner of the  
**americanjobcenter**  
network

The Idaho Department of Labor is an equal opportunity employer and service provider. Reasonable accommodations are available upon request. Dial 711 for Idaho Relay Service.

## 1. Kootenai County Demographic Characteristics, 2023 5-Year ACS

	Kootenai County	Kootenai County (%)	State of Idaho (%)	United States (%)
<b>Total Population</b>	177,736	100.0%	1,893,296	332,387,540
<b>Race and Ethnicity</b>				
White alone, not hispanic	156,689	88.2%	83.3%	63.4%
Black or African American alone, not hispanic	533	0.3%	0.7%	12.4%
Native American alone, not hispanic	1,539	0.9%	1.1%	0.9%
Asian alone, not hispanic	1,395	0.8%	1.3%	5.8%
Hispanic, or Latino (of any race)	9,663	5.4%	13.3%	19.0%
<b>Gender</b>				
Male	88,630	49.9%	50.3%	49.5%
Female	89,106	50.1%	49.7%	50.5%
<b>Age</b>				
Median age	40.8	-	37.1	38.7
Under 18 years	40,103	22.6%	24.5%	22.2%
Over 18 years	137,633	77.4%	75.5%	77.8%
21 years and over	124,748	70.2%	65.7%	68.7%
Over 65 years	35,003	19.7%	16.6%	16.8%
<b>Educational Attainment (Population 25 years and Over)</b>				
Less than 9th grade	1,975	1.1%	2.1%	3.2%
High school graduate (with equivalencies)	33,149	18.7%	17.0%	18.0%
Some college, no degree	34,425	19.4%	16.3%	13.3%
Associate's degree	14,268	8.0%	6.4%	6.0%
Bachelor's degree	23,688	13.3%	13.7%	14.6%
Graduate or professional degree	12,189	6.9%	6.8%	9.4%
<b>Median Household Income</b>	\$77,034	-	\$74,636	\$78,538

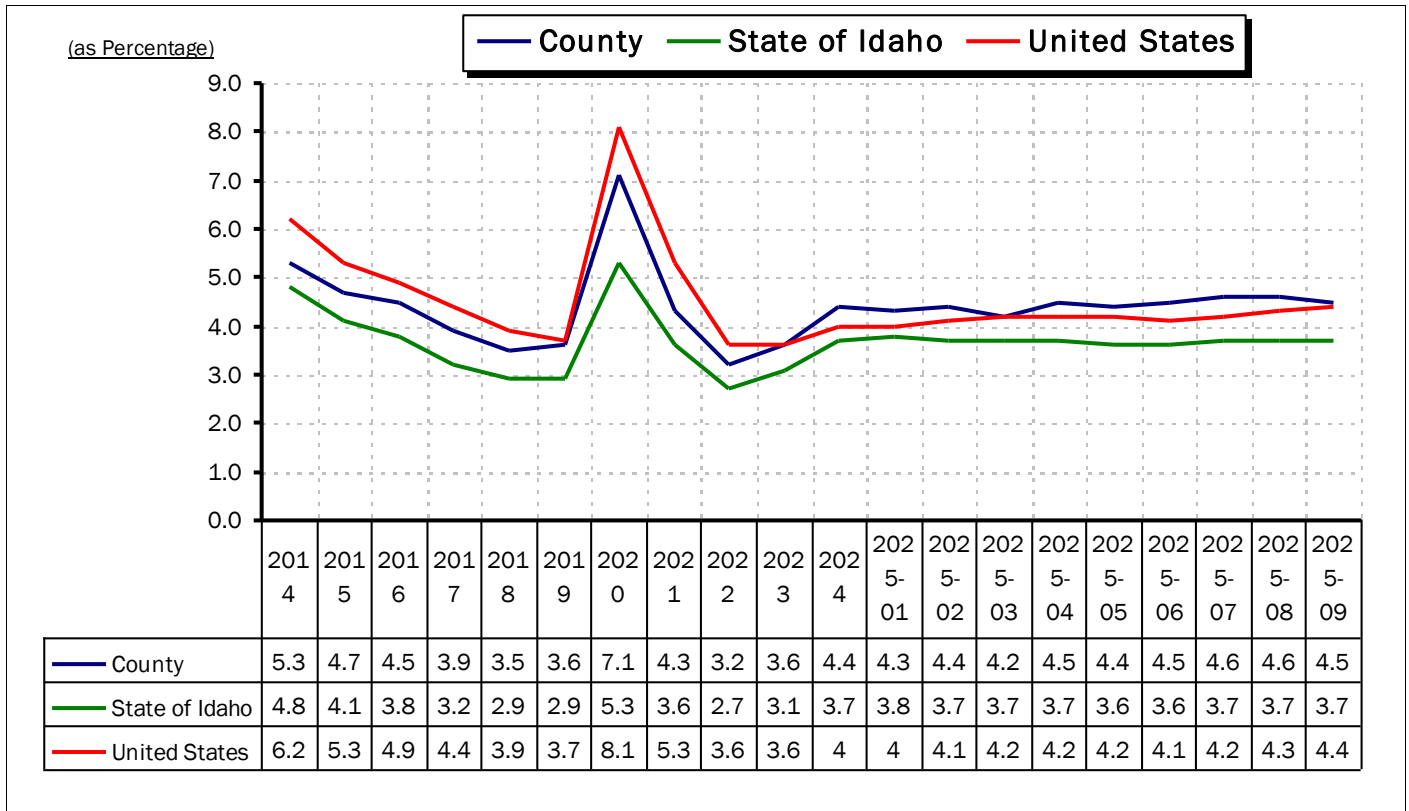
Source: US Census Bureau, American Community Survey 5-Year Estimates

## 2. Labor Force Growth, November 2024 to November 2025

	Labor Force	Employment	Unemployed	Unemployment Rate
<b>November 2024</b>	90,849	86,836	4,013	4.4%
<b>November 2023</b>	89,382	86,028	3,354	3.8%
<b>YoY % Change</b>	<b>1.6%</b>	<b>0.9%</b>	<b>19.6%</b>	<b>0.6%</b>

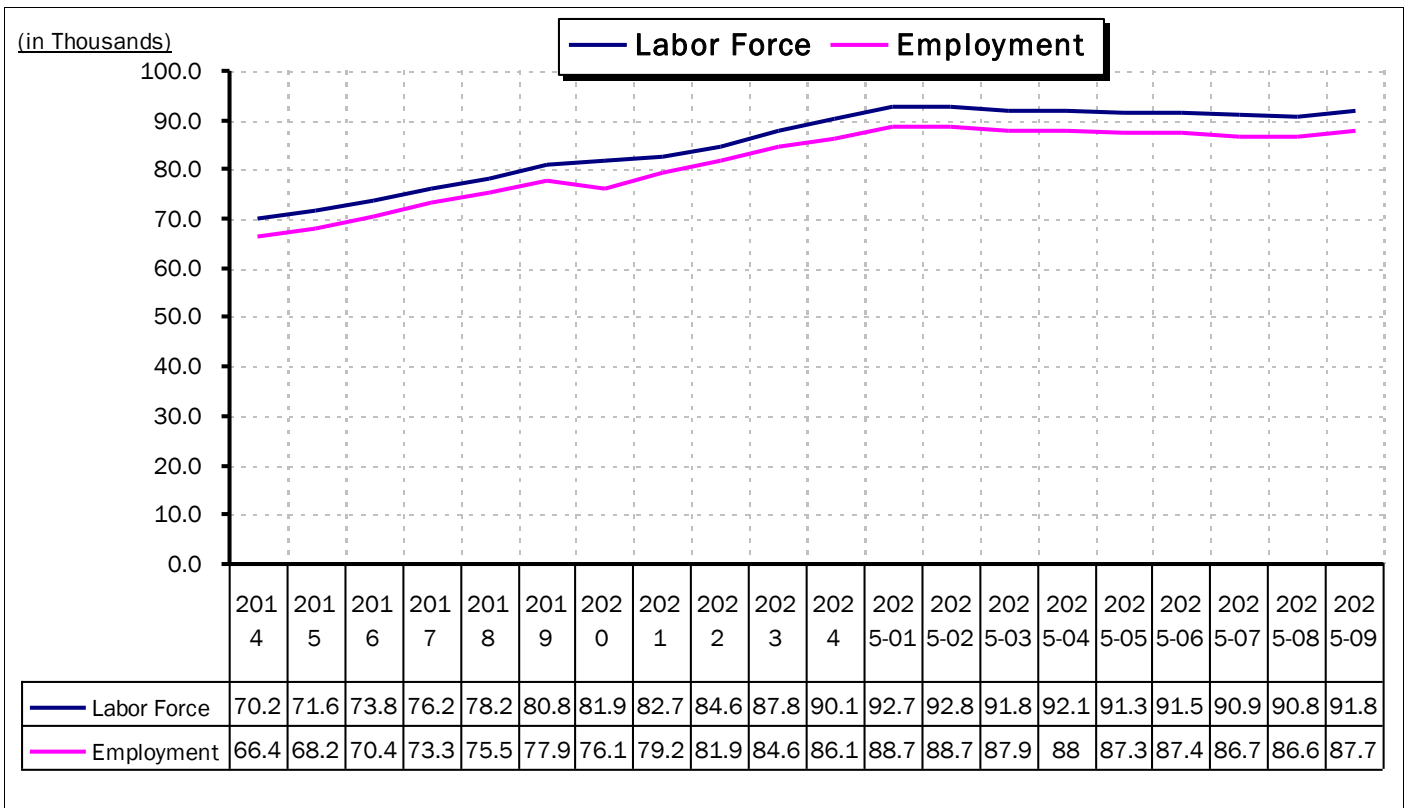
Source: Idaho Department of Labor- Local Area Unemployment Statistics (LAUS)

### 3. Seasonally-Adjusted Unemployment Rate, 2014 to November 2025



Source: Idaho Department of Labor- Local Area Unemployment Statistics (LAUS)

### 4. Seasonally-Adjusted Labor Force and Employment, 2014 to November 2025



Source: Idaho Department of Labor- Local Area Unemployment Statistics (LAUS)

## 5. Industry Employment and Wages, 2014, 2023, and 2024

Supersector	2014		2023		2024	
	Average Employment	Average Wages	Average Employment	Average Wages	Average Employment	Average Wages
Total Covered Wages	54,759	\$34,257	70,563	\$53,181	71,002	\$55,921
Natural Resources and Mining	387	\$86,380	821	\$70,057	612	\$78,230
Construction	3,682	\$37,525	6,843	\$58,857	6,953	\$62,469
Manufacturing	4,736	\$40,916	5,349	\$58,291	5,121	\$59,618
Trade,Transportation, and Utilities	11,096	\$32,801	13,589	\$50,194	13,560	\$51,785
Information	615	\$50,608	789	\$84,614	759	\$87,937
Financial Activities	2,796	\$44,964	3,068	\$72,096	3,012	\$79,255
Professional and Business Services	5,822	\$34,158	6,844	\$64,163	6,710	\$68,142
Education and Health Services	13,045	\$36,813	16,865	\$57,824	17,463	\$61,786
Leisure and Hospitality	8,676	\$17,872	11,649	\$27,116	11,869	\$27,896
Other Services	1,343	\$23,589	1,738	\$43,825	1,838	\$45,284
Public Administration	2,561	\$48,383	3,008	\$67,851	3,105	\$72,384

Source: Idaho Department of Labor- Quarterly Census of Employment Wages (QCEW)

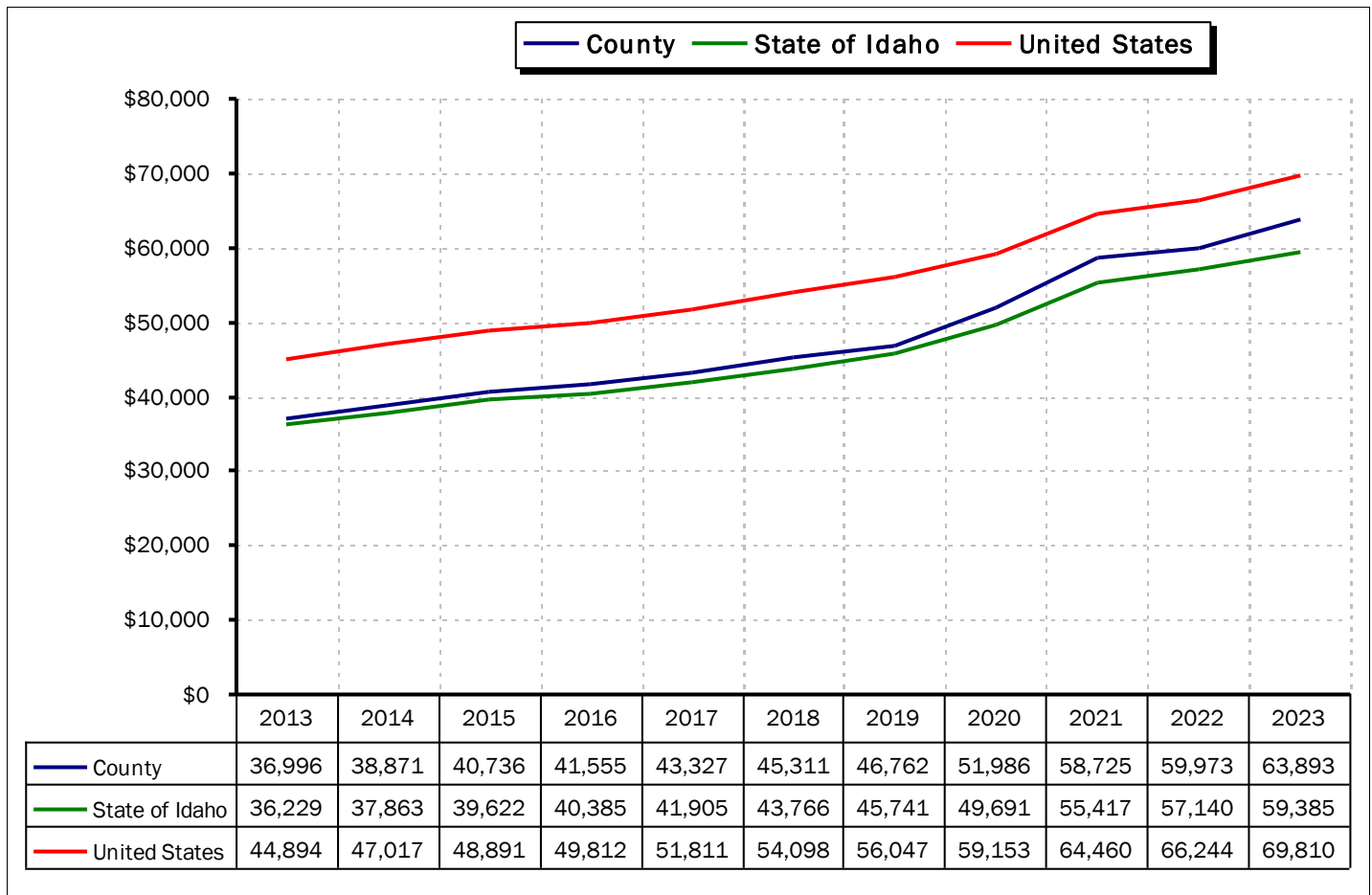
## 6. Top Employers, 2024

Employer	Ownership	Employment Range
Kootenai Health	Local government	2,500 - 4,999
Coeur D'alene School District	Local government	1,000 - 2,499
Wal-mart	Private	1,000 - 2,499
Hagadone Hospitality	Private	1,000 - 2,499
Silverwood	Private	500 - 999
Kootenai County	Local government	500 - 999
Post Falls School District	Local government	500 - 999
Coeur D'alene Tribe	Local government	500 - 999
Lakeland School District	Local government	500 - 999
North Idaho College	Local government	500 - 999

NOTE: Only employers that have given the Department permission to release employment range data are listed.

Source: Idaho Department of Labor- Quarterly Census of Employment Wages (QCEW)

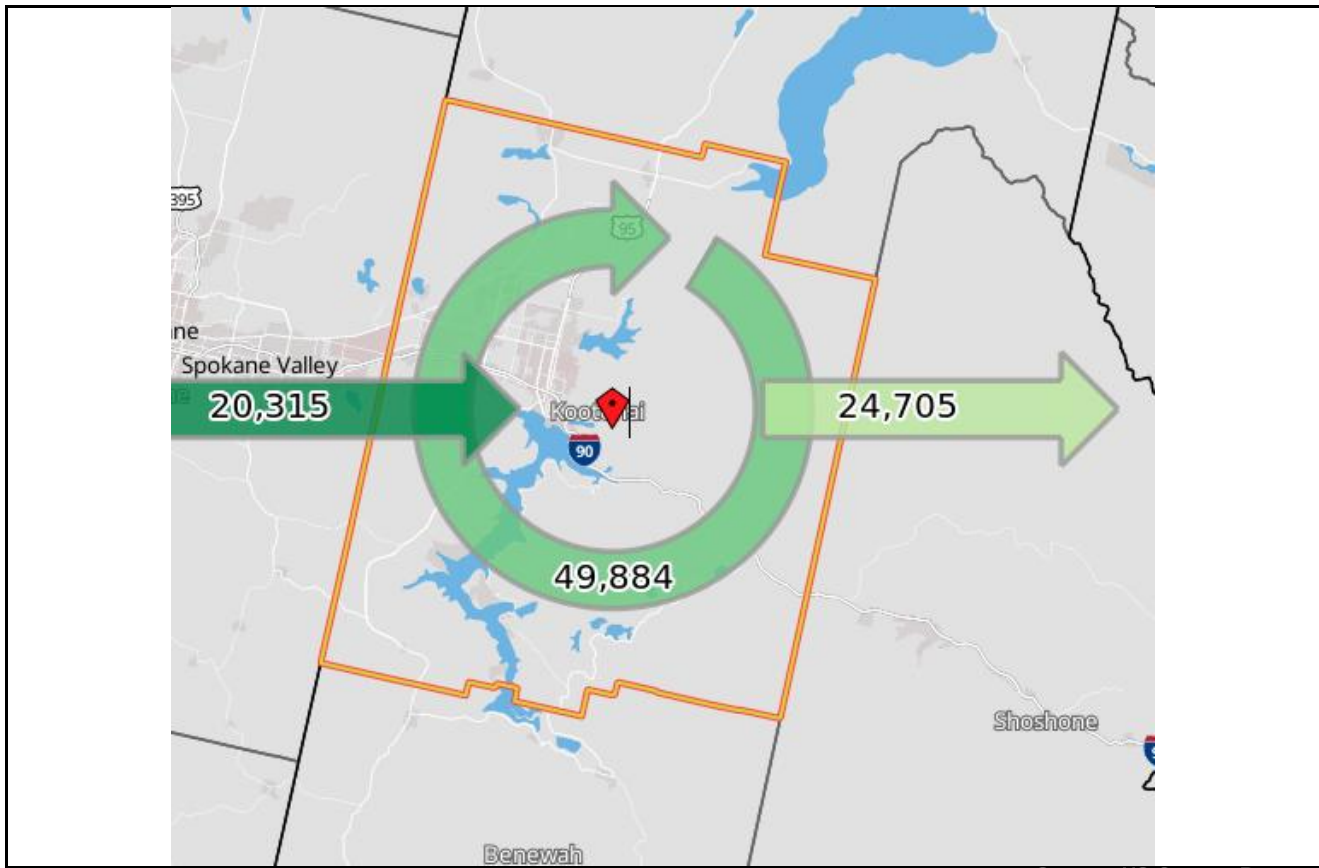
## 7. Real Per Capita Income, 2013 to 2023



Source: U.S. Bureau of Economic Analysis

## 8. Labor Force Commuting Patterns, 2022

It is estimated that 49,884 workers lived and worked in Kootenai County in 2022. Another 20,315 workers were employed in Kootenai County but lived outside, while 24,705 workers commuted to other counties for work.



Source: US Census Bureau

## 9. Top 10 Cities Where People Who Work in Kootenai County Live, 2022

City of Residence	Count of All Jobs	Percentage of Total Jobs
Coeur d'Alene	17,022	24.2%
Post Falls	11,248	16.0%
Hayden	4,942	7.0%
Rathdrum	2,965	4.2%
Spokane Valley, WA	2,215	3.2%
Spokane, WA	1,599	2.3%
Boise	883	1.3%
Dalton Gardens	756	1.1%
Lewiston	562	0.8%
Spirit Lake	536	0.8%

Note: "All Jobs" includes private and public sector jobs. It also includes a count of workers with multiple jobs. Source: US Census Bureau- Longitudinal Employer-Household Dynamics (LEHD)



## 10. Top 10 Cities Where People Who Live in Kootenai County Work, 2022

City of Employment	Count of All Jobs	Percentage of Total Jobs
Coeur d'Alene	25,222	33.8%
Post Falls	9,835	13.2%
Hayden	6,151	8.2%
Spokane, WA	4,760	6.4%
Spokane Valley, WA	4,053	5.4%
Rathdrum	1,836	2.5%
Boise	1,817	2.4%
Liberty Lake, WA	947	1.3%
Dalton Gardens	711	1.0%
Sandpoint	651	0.9%

Note: "All Jobs" includes private and public sector jobs. It also includes a count of workers with multiple jobs. Source: US Census Bureau- Longitudinal Employer-Household Dynamics (LEHD)

### For more Information, Contact:

**Samuel Wolkenhauer**, Labor Economist, Idaho Department of Labor • 600 N. Thornton Street, Post Falls, ID 83854 • (208) 696 - 2353 • [samuel.wolkenhauer@labor.idaho.gov](mailto:samuel.wolkenhauer@labor.idaho.gov) • Labor Market Information website: [lmi.idaho.gov](http://lmi.idaho.gov)

— Blank Page —