

Idaho economic situation report

January 7, 2026 (November data)

Jani Revier, director

Matt Warnick, administrator

Meeting overview

- Change summary.
- Economic and labor statistics for Idaho and the nation.
- Unemployment data currently unavailable for October 2025

***Unless noted otherwise, data in this presentation is seasonally adjusted.**

Key developments

November 2025

Idaho unemployment rate

3.7%

U.S. unemployment rate

4.6%

- Highest unemployment rate since September 2021.

Idaho labor force OTY

+1,343

↑0.1%

- First over-the-year increase to labor force that was larger than a previous month's OTY value.

U.S. Federal gov. employment (Oct.)

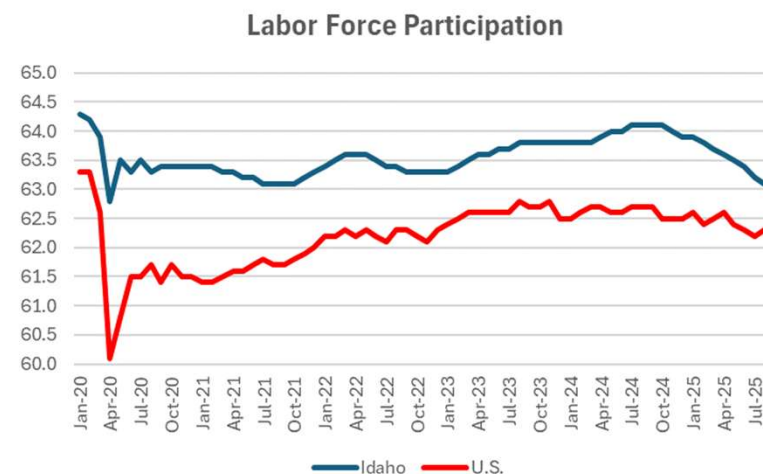
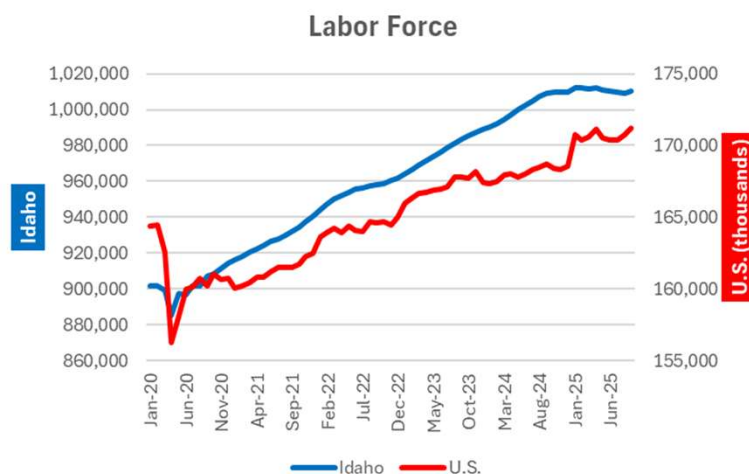
-162,000

↓5.6%

- First month counting departure of federal employees who previously accepted deferred resignation.

State and national labor force

Current and historical, compared



Labor force, November 2025

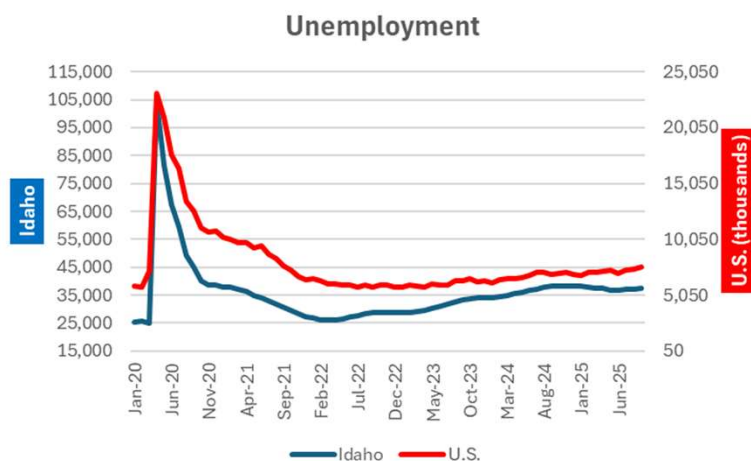
	Current	Over-the month change	Over-the year change
Idaho	1,011,367	#N/A	0.1%
U.S.	171,571,000	#N/A	1.9%

Labor force participation rate, November 2025

	Current	Over-the month change	Over-the year change
Idaho	62.9%	#N/A	-1.1
U.S.	62.5%	#N/A	0.0

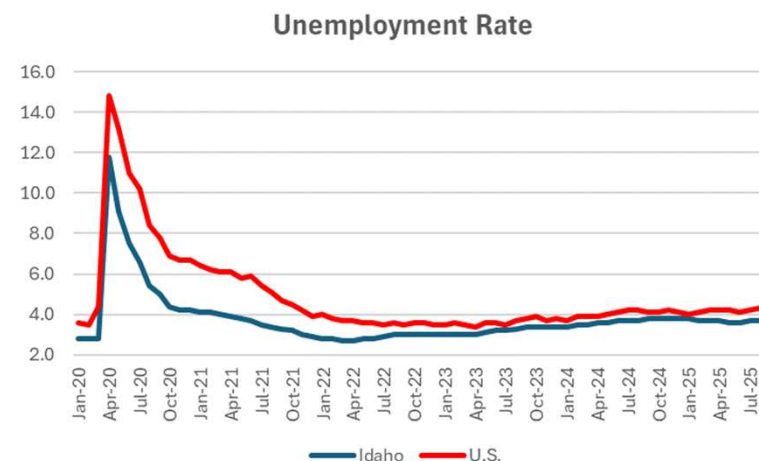
State and national unemployment

Current and historical, compared



Unemployment, November 2025

	Current	Over-the month change	Over-the year change
Idaho	36,957	#N/A	-3.7%
U.S.	7,831,000	#N/A	10%



Unemployment rate, November 2025

	Current	Over-the month change	Over-the year change
Idaho	3.7%	#N/A	-0.1
U.S.	4.6%	#N/A	0.4

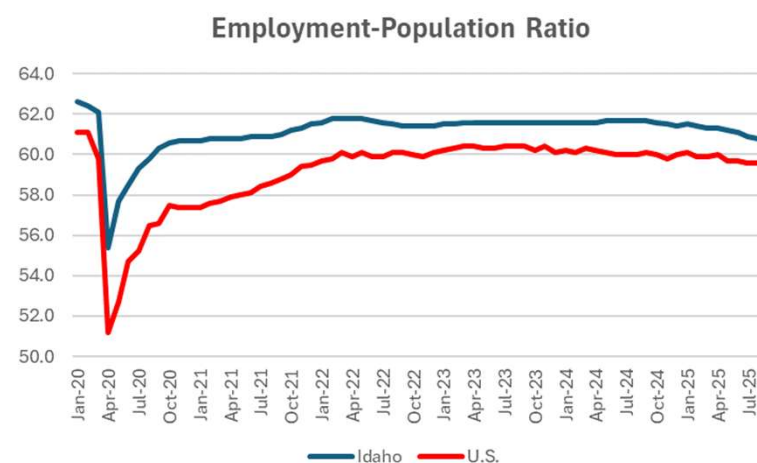
State and national employment

Current and historical, compared



Employment, November 2025

	Current	Over-the month change	Over-the year change
Idaho	974,410	#N/A	0.3%
U.S.	163,741,000	#N/A	1.6%



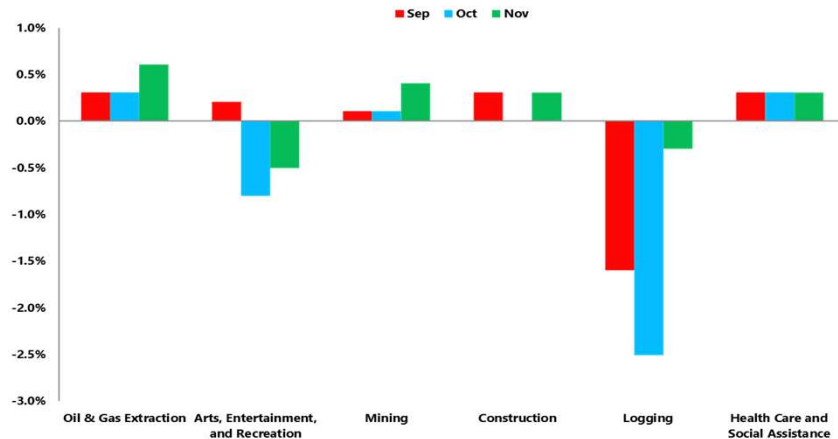
Employment-Population ratio, November 2025

	Current	Over-the month change	Over-the year change
Idaho	60.6%	#N/A	-0.9
U.S.	59.6%	#N/A	-0.2

U.S. nonfarm jobs (CES)

Nationwide seasonally adjusted change by industry

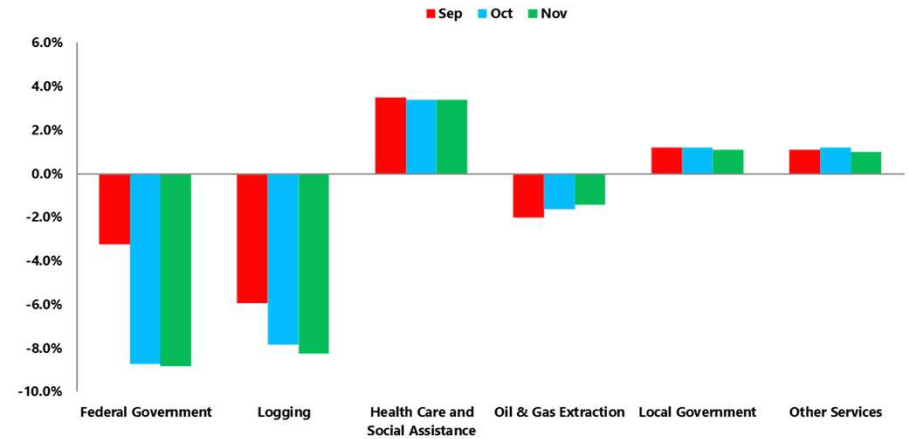
U.S. Industries With Largest Over-the-Month Nonfarm Jobs Changes, November 2025



National month-to-month highlights

Oil & Gas Extraction	0.6%
Arts, Entertainment, and Recreation	-0.5%
Mining	0.4%
Construction	0.3%
Logging	-0.3%
Health Care and Social Assistance	0.3%

U.S. Industries With Largest Over-the-Year Nonfarm Jobs Changes, November 2025



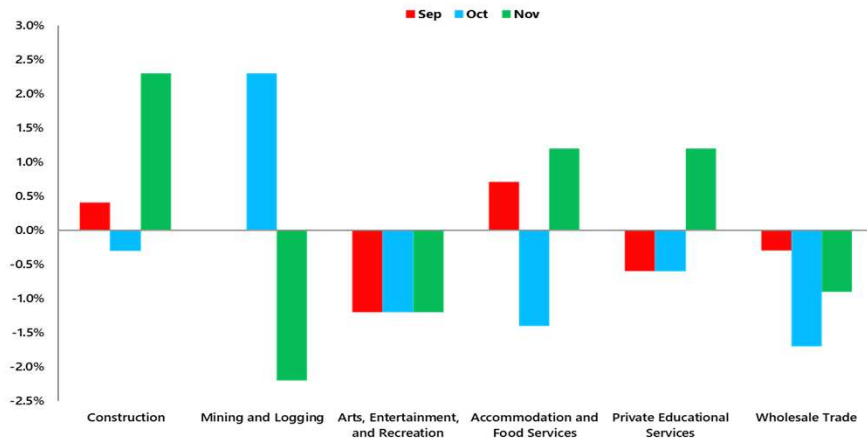
National over-the-year highlights

Federal Government	-8.8%
Logging	-8.2%
Health Care and Social Assistance	3.4%
Oil & Gas Extraction	-1.4%
Local Government	1.1%
Other Services	1.0%

Idaho nonfarm jobs (CES)

Statewide seasonally adjusted change by industry

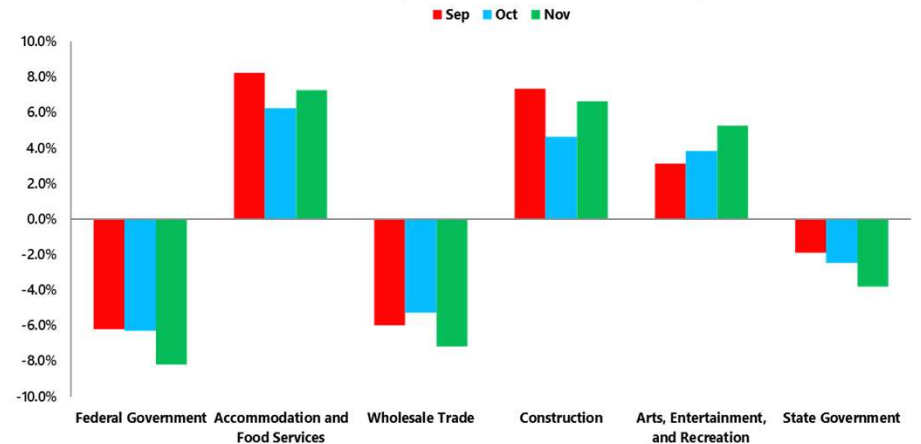
Idaho Industries With Largest Over-the-Month Nonfarm Jobs Changes, November 2025



Statewide month-to-month highlights

Construction	2.3%
Mining and Logging	-2.2%
Arts, Entertainment, and Recreation	-1.2%
Accommodation and Food Services	1.2%
Private Educational Services	1.2%
Wholesale Trade	-0.9%

Idaho Industries With Largest Over-the-Year Nonfarm Changes, November 2025



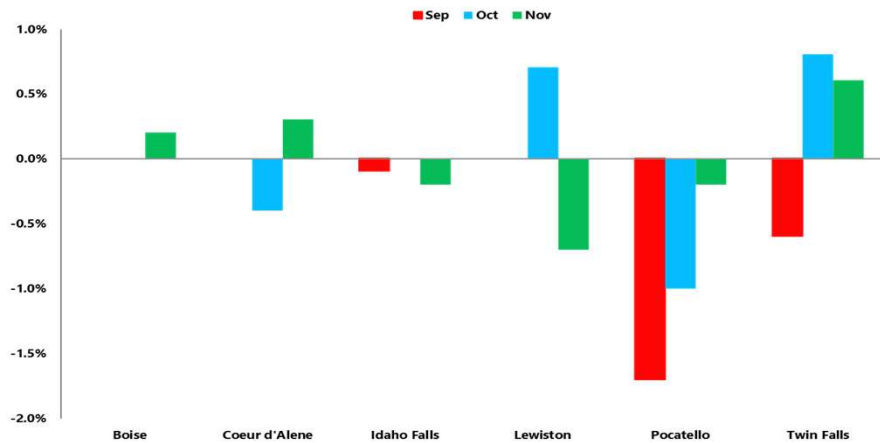
Statewide over-the-year highlights

Federal Government	-8.2%
Accommodation and Food Services	7.2%
Wholesale Trade	-7.2%
Construction	6.6%
Arts, Entertainment, and Recreation	5.2%
State Government	-3.8%

Idaho nonfarm jobs (CES)

Statewide seasonally adjusted change by MSAs

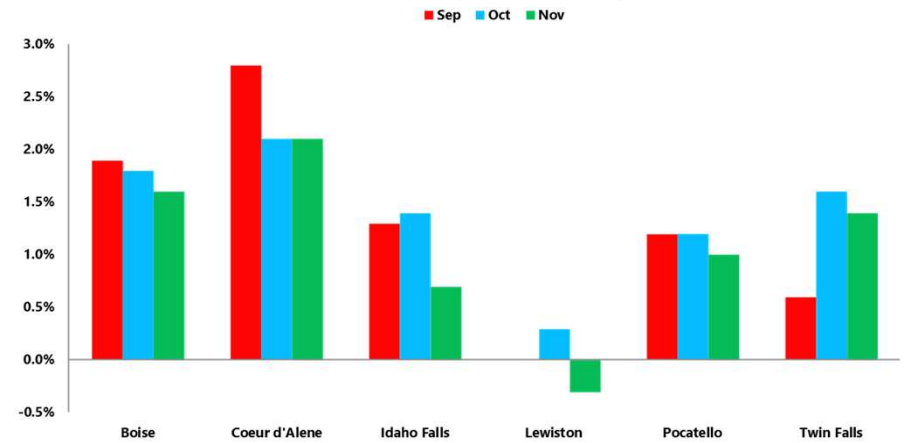
MSA Over-the-Month Nonfarm Jobs Changes, November 2025



Metropolitan statistical area month-to-month changes

Boise	0.2%
Coeur d'Alene	0.3%
Idaho Falls	-0.2%
Lewiston	-0.7%
Pocatello	-0.2%
Twin Falls	0.6%

MSA Over-the-Year Nonfarm Jobs Changes, November 2025



Metropolitan statistical area over-the-year changes

Boise	1.6%
Coeur d'Alene	2.1%
Idaho Falls	0.7%
Lewiston	-0.3%
Pocatello	1.0%
Twin Falls	1.4%

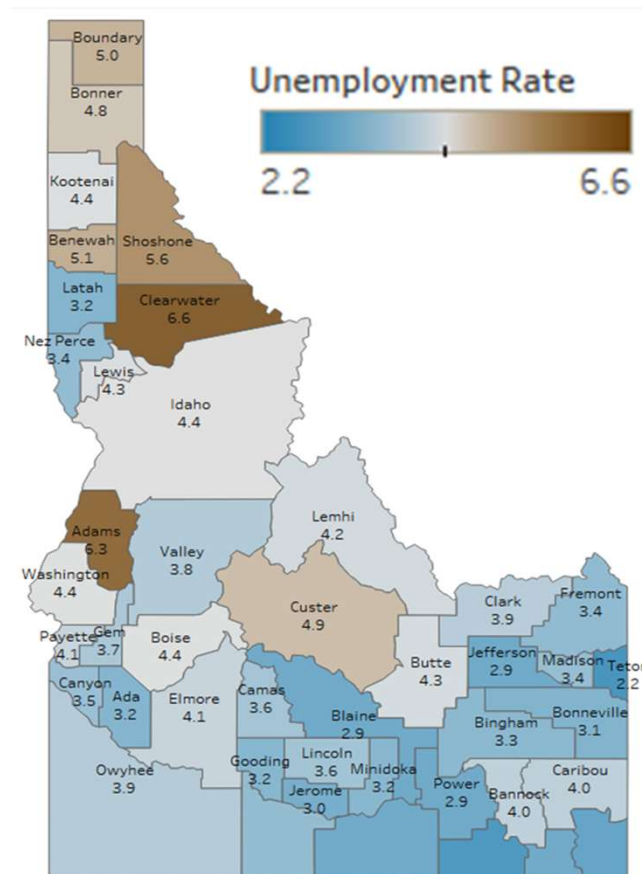
Idaho unemployment rate: Counties

Highest Unemployment Rates

Clearwater	6.6%
Adams	6.3%
Shoshone	5.6%
Benewah	5.1%
Boundary	5.0%

Lowest Unemployment Rates

Teton	2.2%
Oneida	2.3%
Bear Lake	2.7%
Jefferson	2.9%
Blaine	2.9%



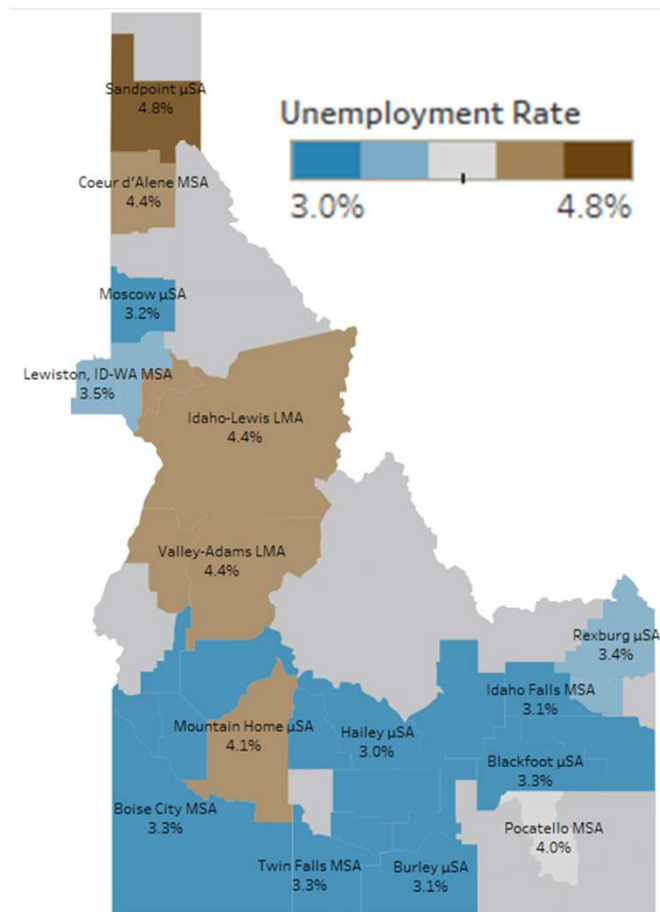
Idaho unemployment rate: Statistical areas

Highest Unemployment Rates

Sandpoint MicSA	4.8%
Coeur d'Alene MSA	4.4%
Idaho-Lewis LMA	4.4%
Valley-Adams LMA	4.4%
Mountain Home MicSA	4.1%

Lowest Unemployment Rates

Hailey MicSA	3.0%
Burley MicSA	3.1%
Moscow MicSA	3.2%
Blackfoot MicSA	3.3%
Twin Falls MSA	3.4%



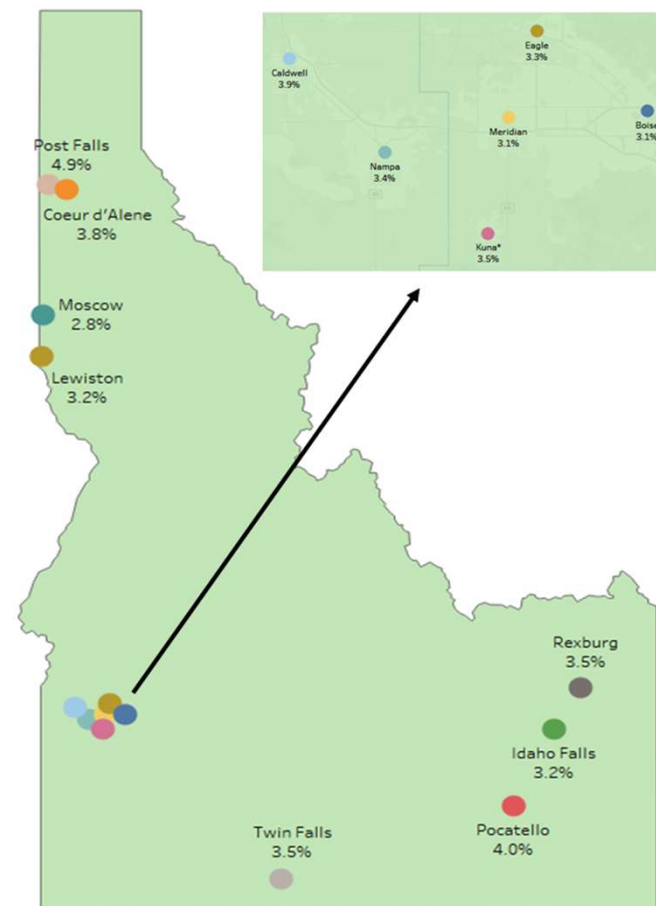
Idaho unemployment rate: Cities

Highest Unemployment Rates

Post Falls	4.9%
Pocatello	4.0%
Caldwell	3.9%
Coeur d'Alene	3.8%
Rexburg	3.5%

Lowest Unemployment Rates

Moscow	2.8%
Meridian	3.1%
Boise	3.1%
Lewiston	3.2%
Idaho Falls	3.2%



Upcoming release dates

Upcoming release schedule

- **January 23, 2026**

- Statewide labor force and nonfarm employment data for December 2025.

Full release calendar is available at www.labor.idaho.gov/lmicalendar