

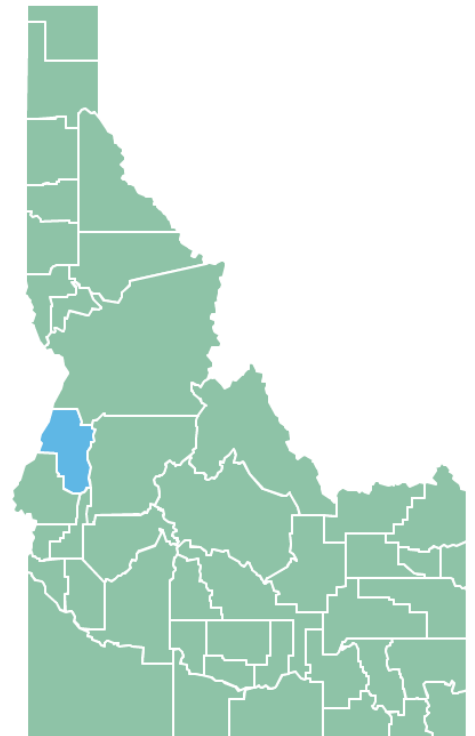


Adams County Labor Force And Economic Profile

Last Updated: May 2026

Adams County Economic Overview

Civilian Labor Force (Apr 2026)	1,850
Unemployment Rate (Apr 2026)	7.0%
Population (2025)	5,013
Median Household Income (2024)	\$61,808
Per Capita Personal Income (2024)	\$49,476
Poverty Rate (2024)	17.9%



Idaho Department of Labor

labor.idaho.gov



A proud partner of the
americanjobcenter
network

The Idaho Department of Labor is an equal opportunity employer and service provider. Reasonable accommodations are available upon request. Dial 711 for Idaho Relay Service.

1. Adams County Demographic Characteristics, 2024 5-Year ACS

	Adams County	Adams County (%)	State of Idaho (%)	United States (%)
Total Population	4,744	100.0%	1,934,262	334,922,499
Race and Ethnicity				
White alone, not hispanic	4,230	89.2%	81.7%	61.0%
Black or African American alone, not hispanic	9	0.2%	0.8%	12.2%
Native American alone, not hispanic	96	2.0%	1.2%	0.9%
Asian alone, not hispanic	0	0.0%	1.4%	6.0%
Hispanic, or Latino (of any race)	235	5.0%	13.6%	19.3%
Gender				
Male	2,430	51.2%	50.3%	49.5%
Female	2,314	48.8%	49.7%	50.5%
Age				
Median age	53.9	-	37.3	38.9
Under 18 years	827	17.4%	24.1%	22.0%
Over 18 years	3,917	82.6%	75.9%	78.0%
21 years and over	3,647	76.9%	66.1%	68.9%
Over 65 years	1,429	30.1%	17.0%	17.2%
Educational Attainment (Population 25 years and Over)				
Less than 9th grade	30	0.6%	2.1%	3.2%
High school graduate (with equivalencies)	1,405	29.6%	17.3%	17.9%
Some college, no degree	942	19.9%	16.0%	13.1%
Associate's degree	252	5.3%	6.4%	6.1%
Bachelor's degree	485	10.2%	14.1%	14.9%
Graduate or professional degree	303	6.4%	7.0%	9.7%
Median Household Income	\$61,808	-	\$77,800	\$80,734

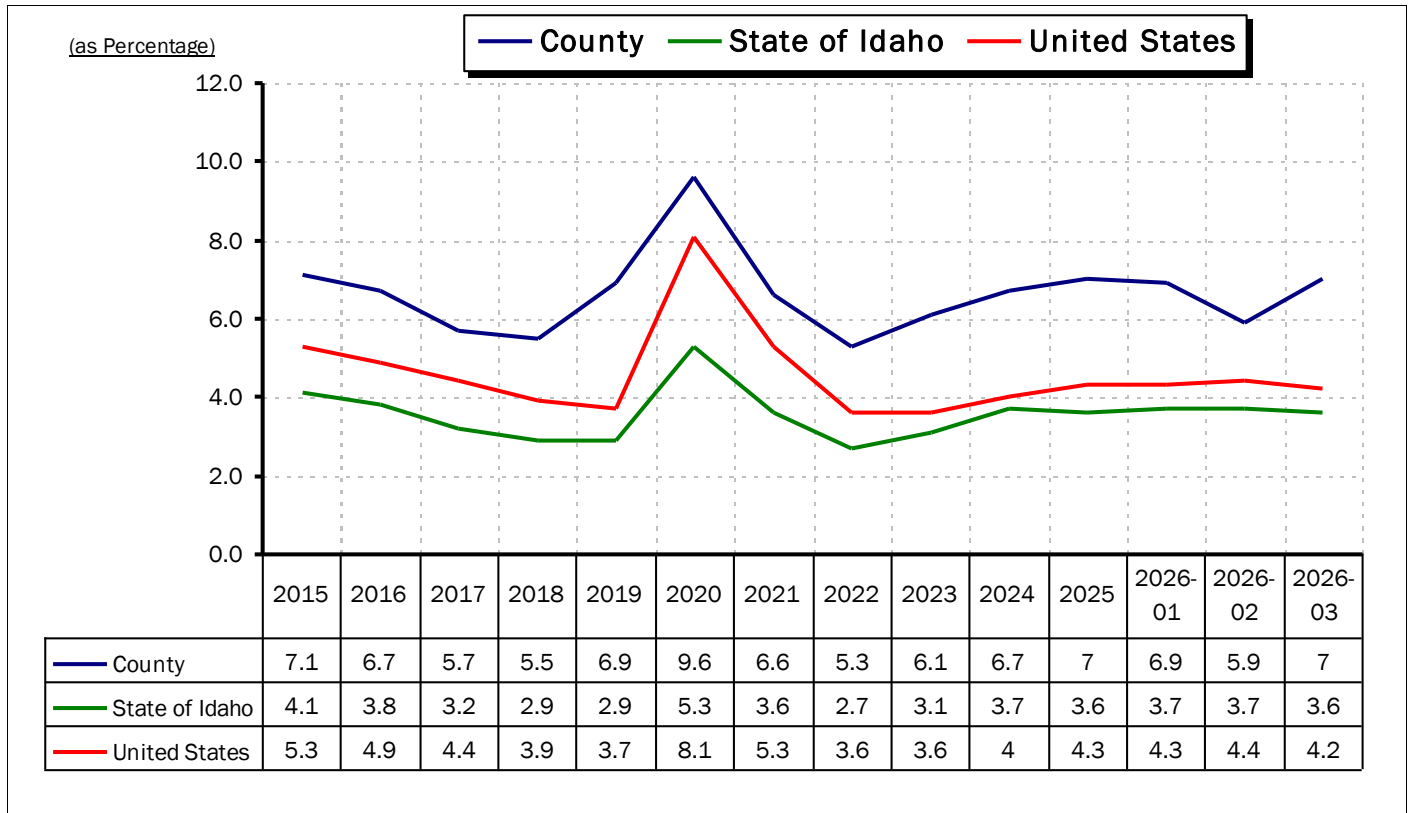
Source: US Census Bureau, American Community Survey 5-Year Estimates

2. Labor Force Growth, April 2025 to April 2026

	Labor Force	Employment	Unemployed	Unemployment Rate
April 2025	1,850	1,721	129	7.0%
April 2024	1,911	1,785	126	6.6%
YoY % Change	-3.2%	-3.6%	2.4%	0.4%

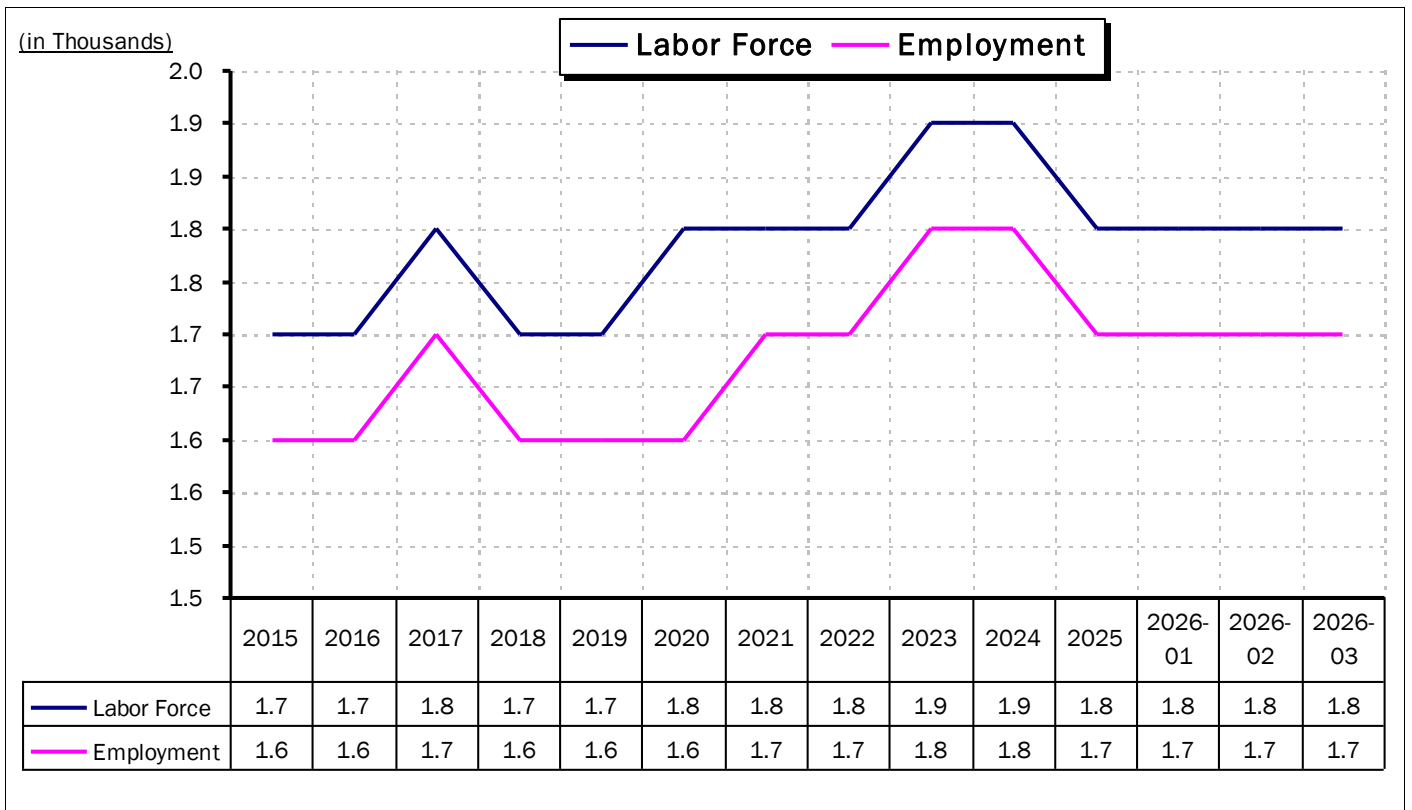
Source: Idaho Department of Labor- Local Area Unemployment Statistics (LAUS)

3. Seasonally-Adjusted Unemployment Rate, 2015 to April 2026



Source: Idaho Department of Labor- Local Area Unemployment Statistics (LAUS)

4. Seasonally-Adjusted Labor Force and Employment, 2015 to April 2026



Source: Idaho Department of Labor- Local Area Unemployment Statistics (LAUS)

5. Industry Employment and Wages, 2014, 2023, and 2024

Supersector	2014	2014	2023	2023	2024	2024
	Average Employment	Average Wages	Average Employment	Average Wages	Average Employment	Average Wages
Total Covered Wages	974	\$33,449	996	\$54,297	1,016	\$57,452
Natural Resources and Mining	59	\$40,991	46	\$62,119	49	\$65,601
Construction	31	\$25,191	91	\$43,788	93	\$47,016
Manufacturing	148	\$41,422	105	\$60,785	84	\$62,271
Trade, Transportation, and Utilities	163	\$28,296	178	\$36,753	204	\$38,514
Information	21	\$39,409	38	\$190,932	38	\$224,727
Financial Activities	30	\$43,879	24	\$67,351	19	\$58,374
Professional and Business Services	30	\$45,022	35	\$82,586	43	\$66,256
Education and Health Services	176	\$27,894	178	\$40,377	175	\$42,717
Leisure and Hospitality	88	\$13,243	90	\$22,849	97	\$27,535
Other Services	17	\$27,292	9	\$41,426	12	\$39,710
Public Administration	211	\$40,774	202	\$64,033	202	\$72,158

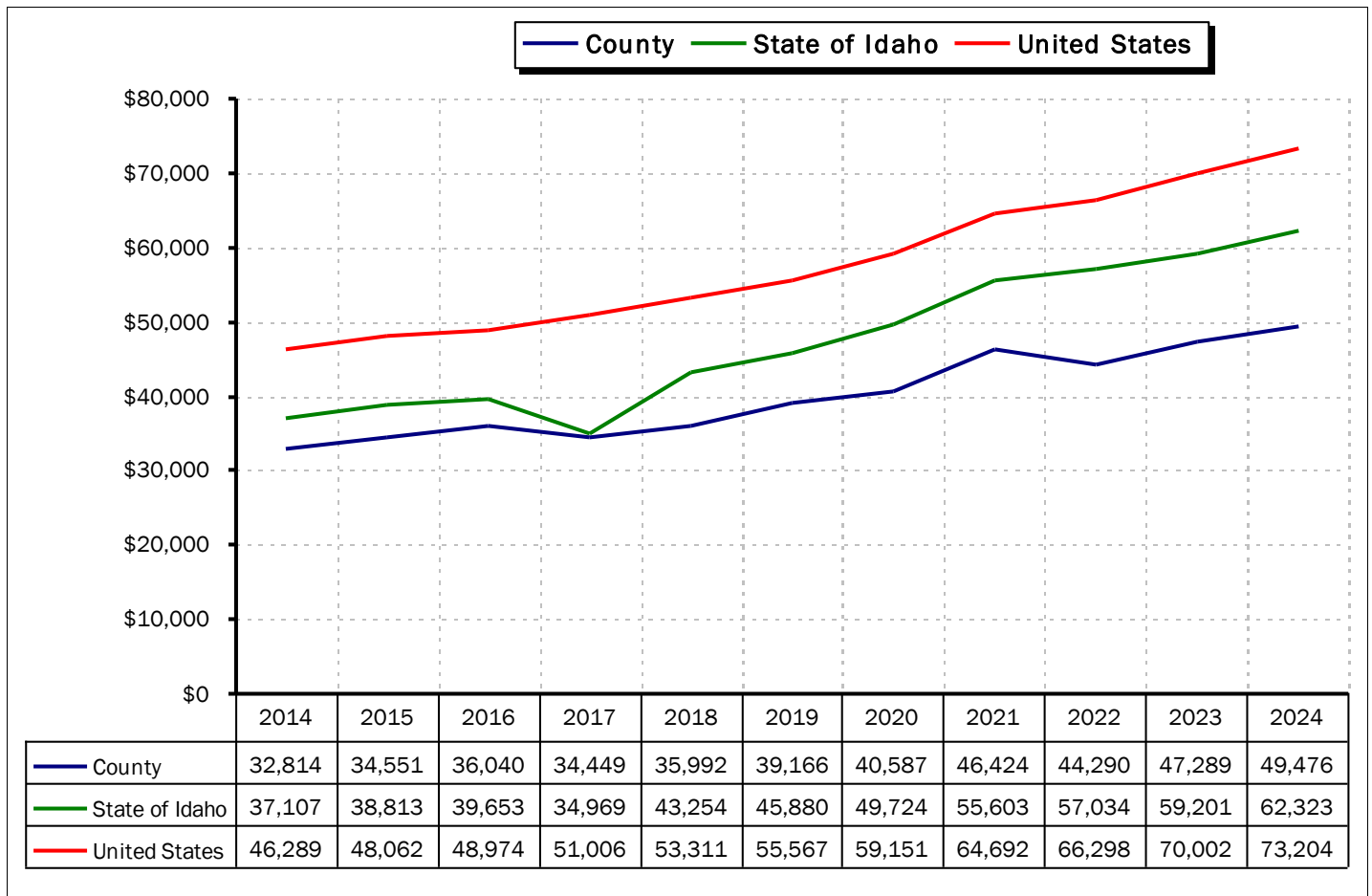
Source: Idaho Department of Labor- Quarterly Census of Employment Wages (QCEW)

6. Top Employers, 2024

Employer	Ownership	Employment Range
U.s. Forest Service	Federal government	100-249
Tamarack Mill	Private	050 - 099
Adams County	Local government	050 - 099
Council School District	Local government	050 - 099
Western Timber	Private	010 - 049
Adams County Health Center	Private	010 - 049
Meadows Valley School District	Local government	010 - 049
Workday	Private	010 - 049
Intermountain Food Stores	Private	010 - 049
The Intersection Bbq Bar And Grill	Private	010 - 049

NOTE: Only employers that have given the Department permission to release employment range data are listed.
 Source: Idaho Department of Labor- Quarterly Census of Employment Wages (QCEW)

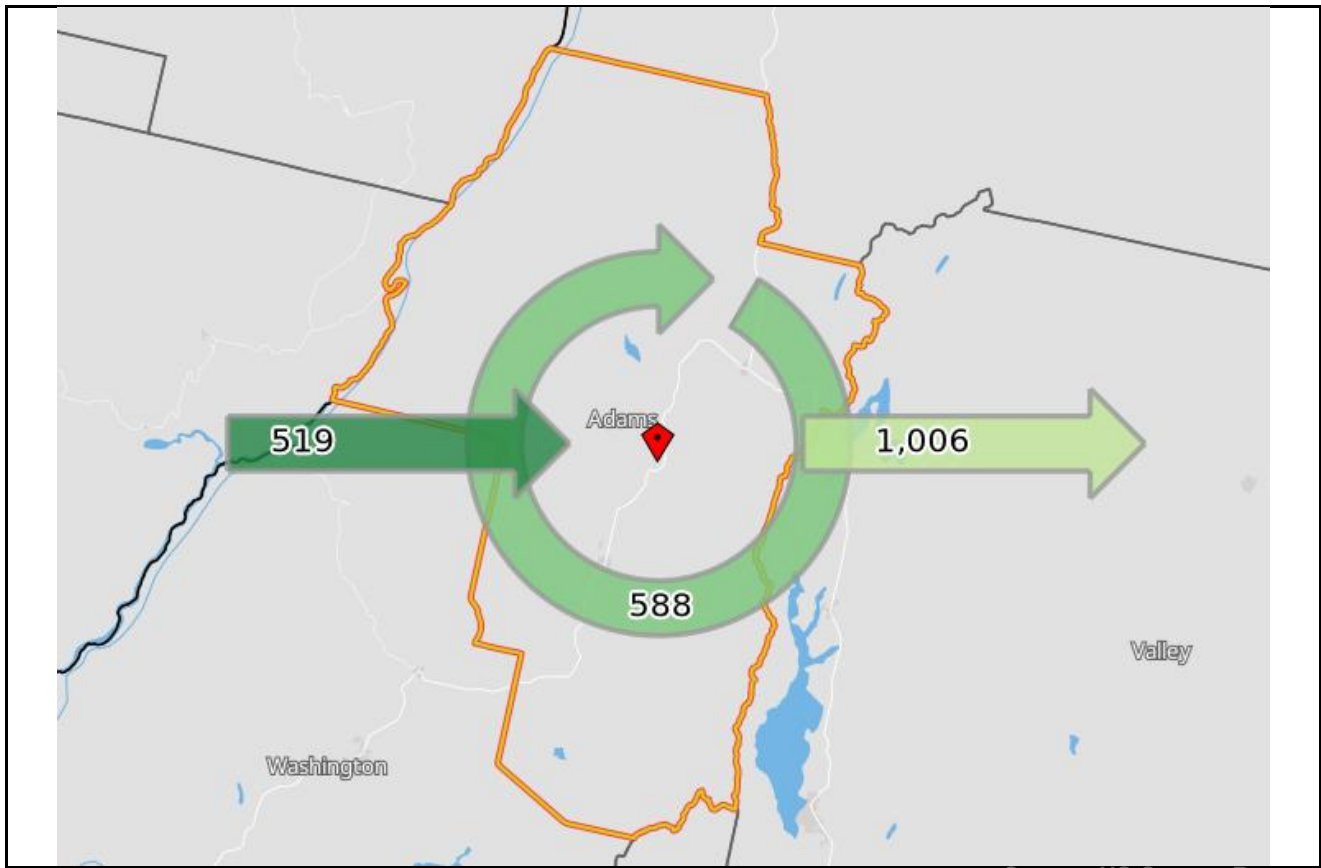
7. Per Capita Income, 2014 to 2024



Source: U.S. Bureau of Economic Analysis

8. Labor Force Commuting Patterns, 2023

It is estimated that 588 workers lived and worked in Adams County in 2023. Another 519 workers were employed in Adams County but lived outside, while 1,006 workers commuted to other counties for work.



Source: US Census Bureau

9. Top 10 Cities Where People Who Work in Adams County Live, 2023

City of Residence	Count of All Jobs	Percentage of Total Jobs
Council	142	12.8%
McCall	58	5.2%
New Meadows	50	4.5%
Boise	43	3.9%
Nampa	22	2.0%
Meridian	19	1.7%
Caldwell	14	1.3%
Payette	9	0.8%
Riggins	9	0.8%
Lewiston	8	0.7%

Note: "All Jobs" includes private and public sector jobs. It also includes a count of workers with multiple jobs. Source: US Census Bureau- Longitudinal Employer-Household Dynamics (LEHD)

10. Top 10 Cities Where People Who Live in Adams County Work, 2023

City of Employment	Count of All Jobs	Percentage of Total Jobs
Council	255	16.0%
McCall	252	15.8%
New Meadows	146	9.2%
Boise	122	7.6%
Nampa	57	3.6%
Meridian	49	3.1%
Weiser	25	1.6%
Caldwell	21	1.3%
Twin Falls	19	1.2%
Idaho Falls	16	1.0%

Note: "All Jobs" includes private and public sector jobs. It also includes a count of workers with multiple jobs. Source: US Census Bureau- Longitudinal Employer-Household Dynamics (LEHD)

For more information, Contact:

Samuel Wolkenhauer, Research Supervisor, Idaho Department of Labor • 600 N. Thornton Street, Post Falls, ID 83854 • (208) 696 - 2353 • samuel.wolkenhauer@labor.idaho.gov • Labor Market Information website: lmi.idaho.gov

--- Blank Page ---