

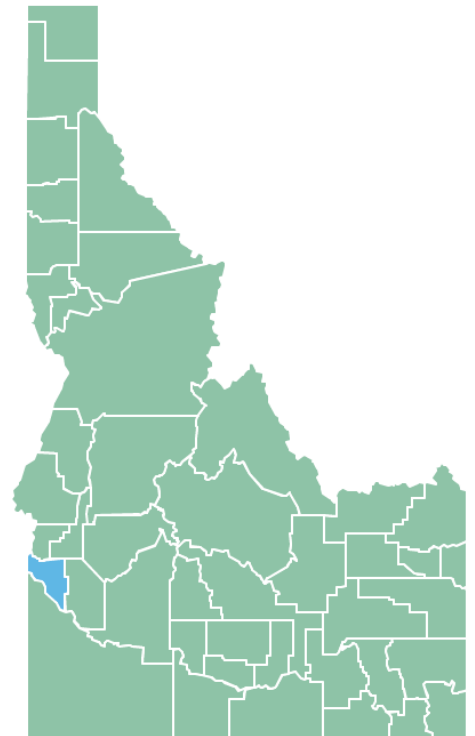


# Canyon County Labor Force And Economic Profile

Last Updated: May 2026

## Canyon County Economic Overview

<b>Civilian Labor Force (Apr 2026)</b>	<b>137,520</b>
<b>Unemployment Rate (Apr 2026)</b>	<b>3.7%</b>
<b>Population (2025)</b>	<b>275,123</b>
<b>Median Household Income (2024)</b>	<b>\$76,488</b>
<b>Per Capita Personal Income (2024)</b>	<b>\$50,169</b>
<b>Poverty Rate (2024)</b>	<b>10.5%</b>



Idaho Department of Labor

[labor.idaho.gov](https://labor.idaho.gov)



A proud partner of the

**americanjobcenter**  
network

The Idaho Department of Labor is an equal opportunity employer and service provider. Reasonable accommodations are available upon request. Dial 711 for Idaho Relay Service.

## 1. Canyon County Demographic Characteristics, 2024 5-Year ACS

	Canyon County	Canyon County (%)	State of Idaho (%)	United States (%)
<b>Total Population</b>	250,790	100.0%	1,934,262	334,922,499
<b>Race and Ethnicity</b>				
White alone, not hispanic	182,916	72.9%	81.7%	61.0%
Black or African American alone, not hispanic	1,871	0.7%	0.8%	12.2%
Native American alone, not hispanic	2,451	1.0%	1.2%	0.9%
Asian alone, not hispanic	2,154	0.9%	1.4%	6.0%
Hispanic, or Latino (of any race)	65,197	26.0%	13.6%	19.3%
<b>Gender</b>				
Male	125,135	49.9%	50.3%	49.5%
Female	125,655	50.1%	49.7%	50.5%
<b>Age</b>				
Median age	34.9	-	37.3	38.9
Under 18 years	67,038	26.7%	24.1%	22.0%
Over 18 years	183,752	73.3%	75.9%	78.0%
21 years and over	160,382	64.0%	66.1%	68.9%
Over 65 years	36,467	14.5%	17.0%	17.2%
<b>Educational Attainment (Population 25 years and Over)</b>				
Less than 9th grade	8,524	3.4%	2.1%	3.2%
High school graduate (with equivalencies)	48,719	19.4%	17.3%	17.9%
Some college, no degree	39,662	15.8%	16.0%	13.1%
Associate's degree	15,028	6.0%	6.4%	6.1%
Bachelor's degree	26,189	10.4%	14.1%	14.9%
Graduate or professional degree	11,085	4.4%	7.0%	9.7%
<b>Median Household Income</b>	\$76,488	-	\$77,800	\$80,734

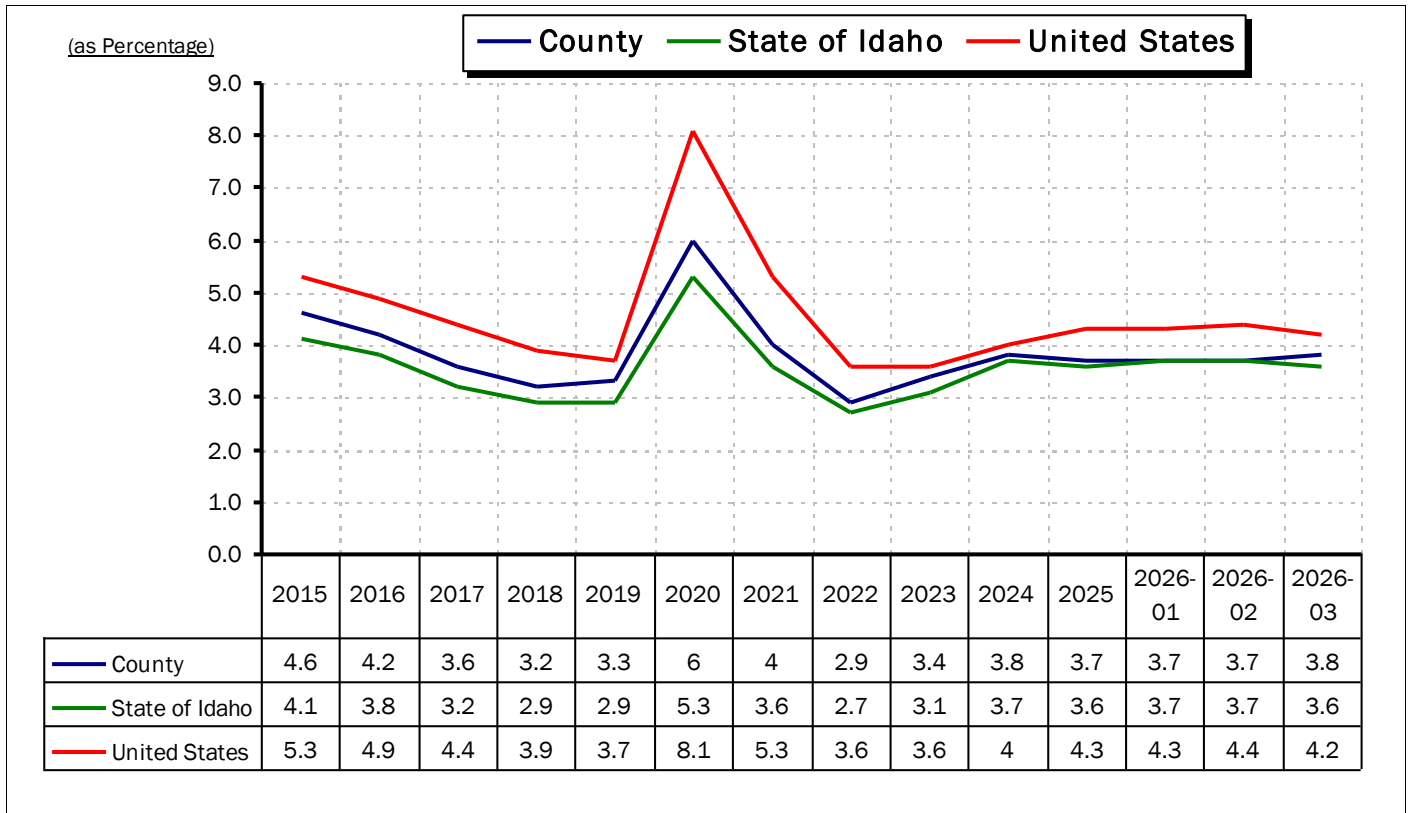
Source: US Census Bureau, American Community Survey 5-Year Estimates

## 2. Labor Force Growth, April 2025 to April 2026

	Labor Force	Employment	Unemployed	Unemployment Rate
<b>April 2025</b>	137,520	132,378	5,142	3.7%
<b>April 2024</b>	132,359	127,468	4,891	3.7%
<b>YoY % Change</b>	<b>3.9%</b>	<b>3.9%</b>	<b>5.1%</b>	<b>0.0%</b>

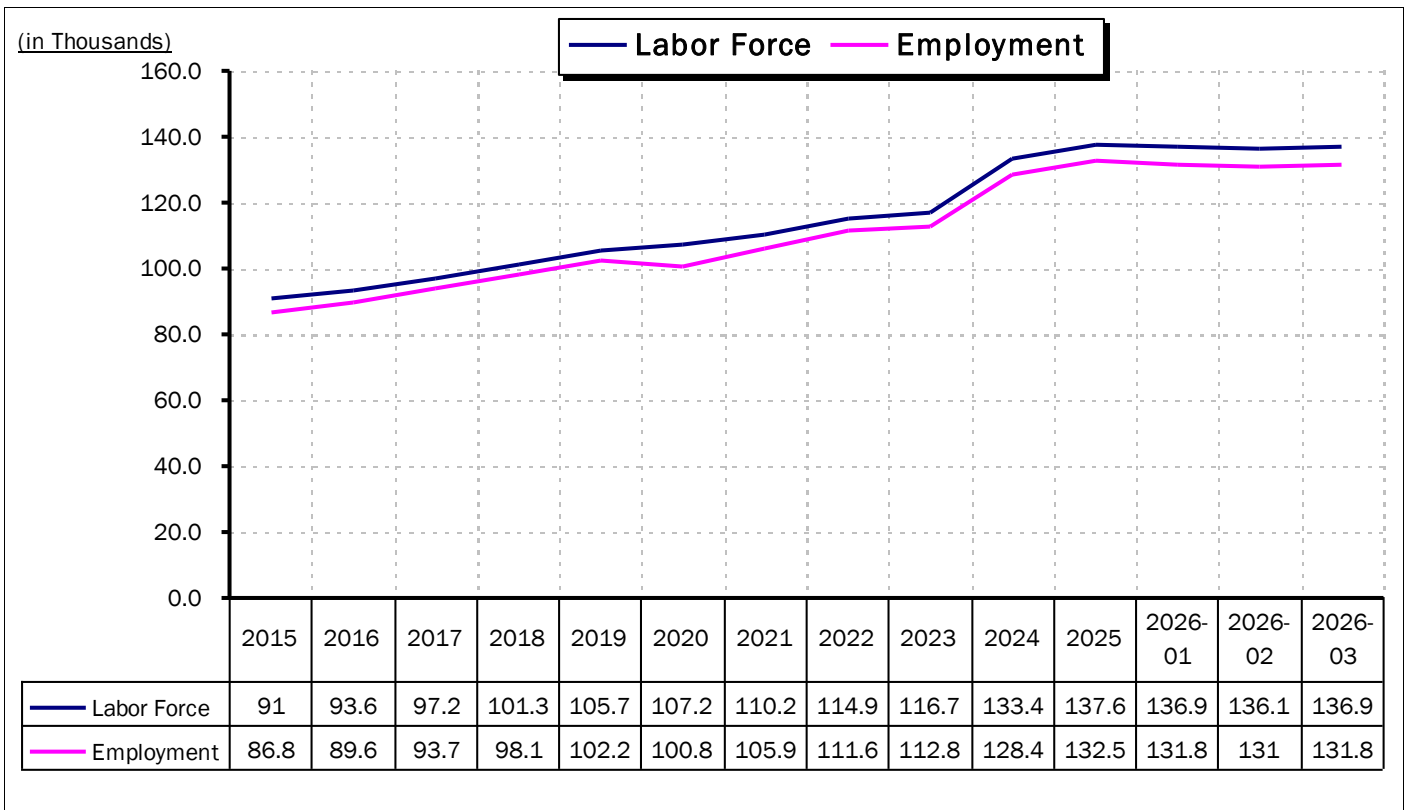
Source: Idaho Department of Labor- Local Area Unemployment Statistics (LAUS)

### 3. Seasonally-Adjusted Unemployment Rate, 2015 to April 2026



Source: Idaho Department of Labor- Local Area Unemployment Statistics (LAUS)

### 4. Seasonally-Adjusted Labor Force and Employment, 2015 to April 2026



Source: Idaho Department of Labor- Local Area Unemployment Statistics (LAUS)

## 5. Industry Employment and Wages, 2014, 2023, and 2024

Supersector	2014	2014	2023	2023	2024	2024
	Average Employment	Average Wages	Average Employment	Average Wages	Average Employment	Average Wages
Total Covered Wages	56,196	\$32,953	85,414	\$49,435	88,643	\$51,918
Natural Resources and Mining	3,000	\$29,978	3,274	\$43,887	3,470	\$45,986
Construction	4,242	\$34,694	10,697	\$55,487	11,444	\$59,867
Manufacturing	8,087	\$41,817	11,062	\$61,486	11,239	\$65,159
Trade, Transportation, and Utilities	12,461	\$34,722	20,095	\$47,200	20,859	\$48,736
Information	703	\$38,555	538	\$96,657	611	\$86,164
Financial Activities	1,679	\$46,288	2,046	\$61,739	2,066	\$69,743
Professional and Business Services	4,428	\$30,829	7,145	\$52,531	7,556	\$57,217
Education and Health Services	12,704	\$29,706	17,846	\$47,880	18,509	\$48,586
Leisure and Hospitality	4,396	\$12,783	7,455	\$21,940	7,520	\$22,655
Other Services	1,605	\$28,655	2,192	\$45,960	2,248	\$49,120
Public Administration	2,891	\$42,527	3,064	\$60,108	3,121	\$63,898

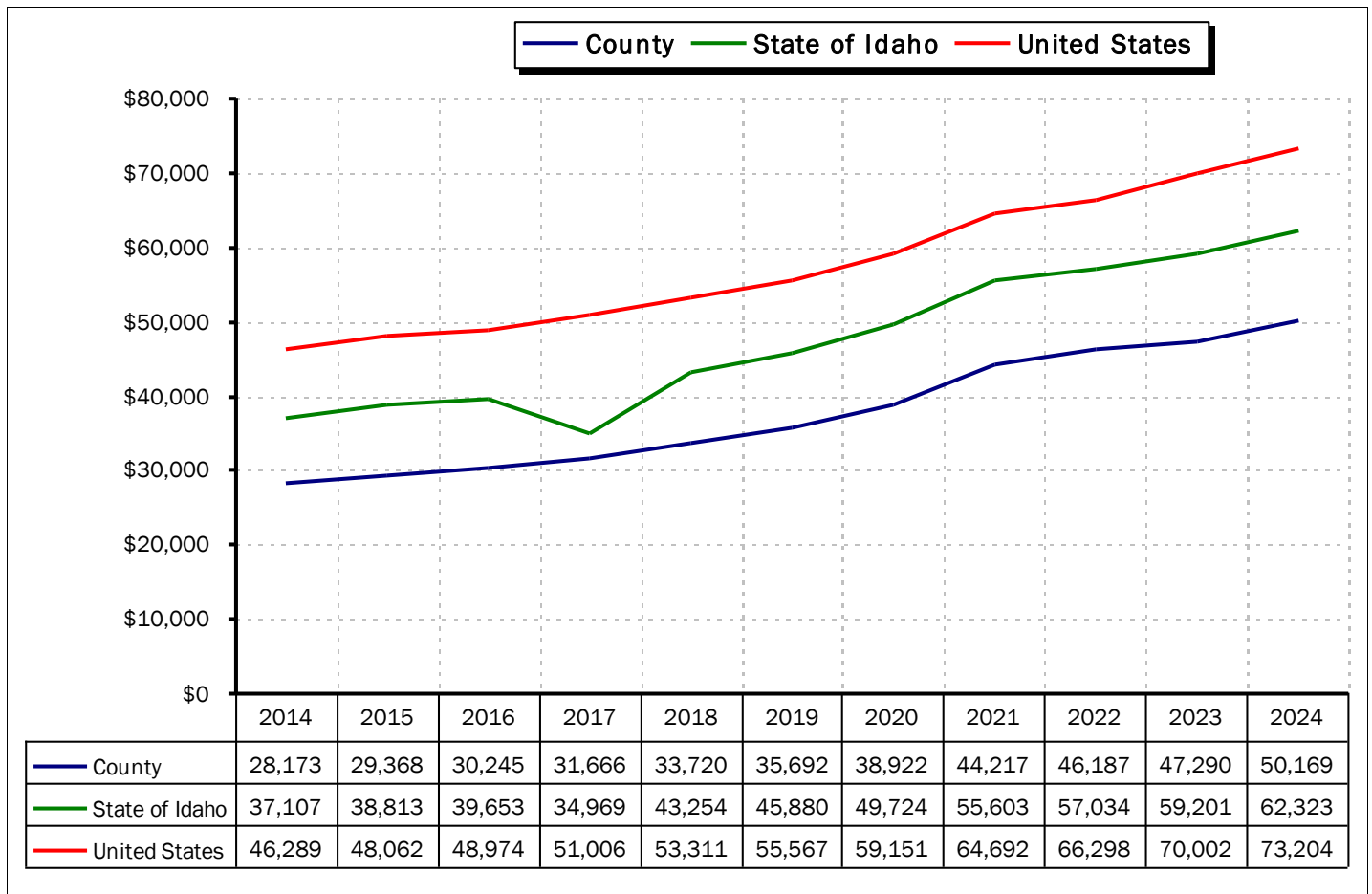
Source: Idaho Department of Labor- Quarterly Census of Employment Wages (QCEW)

## 6. Top Employers, 2024

Employer	Ownership	Employment Range
Wal-mart	Private	1,000 - 2,499
Nampa School District	Local government	1,000 - 2,499
Vallivue School District	Local government	1,000 - 2,499
St. Alphonsus Health System	Private	1,000 - 2,499
St. Luke's Health System	Private	1,000 - 2,499
College Of Western Idaho	Local government	500 - 999
J R Simplot	Private	500 - 999
Canyon County	Local government	500 - 999
Sorrento Lactalis	Private	500 - 999
City Of Nampa	Local government	500 - 999

NOTE: Only employers that have given the Department permission to release employment range data are listed.  
 Source: Idaho Department of Labor- Quarterly Census of Employment Wages (QCEW)

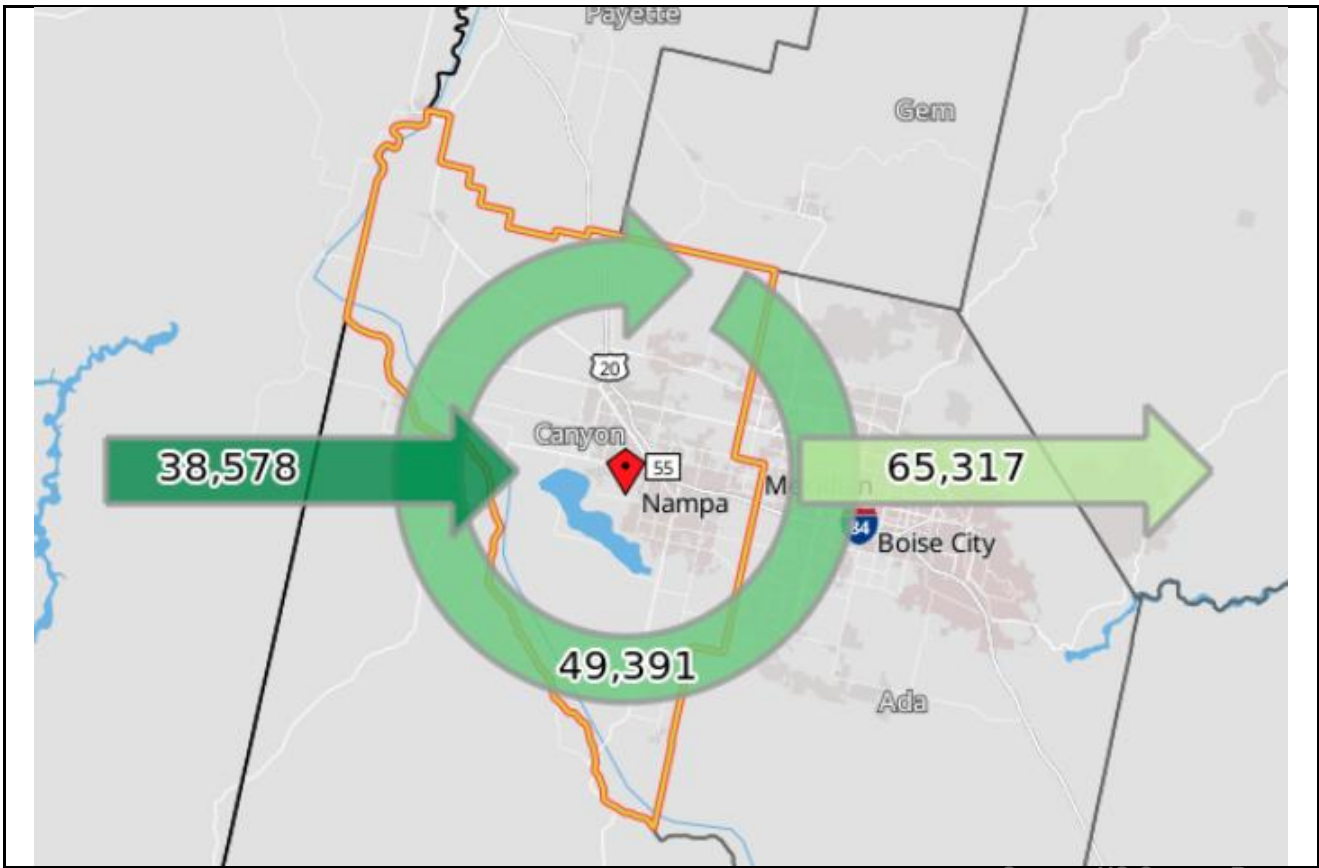
## 7. Per Capita Income, 2014 to 2024



Source: U.S. Bureau of Economic Analysis

### 8. Labor Force Commuting Patterns, 2023

It is estimated that 49,391 workers lived and worked in Canyon County in 2023. Another 38,578 workers were employed in Canyon County but lived outside, while 65,317 workers commuted to other counties for work.



Source: US Census Bureau

### 9. Top 10 Cities Where People Who Work in Canyon County Live, 2023

City of Residence	Count of All Jobs	Percentage of Total Jobs
Nampa	20,825	23.7%
Caldwell	14,259	16.2%
Boise	8,643	9.8%
Meridian	8,004	9.1%
Kuna	2,154	2.4%
Middleton	1,824	2.1%
Eagle	1,418	1.6%
Star	1,039	1.2%
Emmett	618	0.7%
Homedale	569	0.6%

Note: "All Jobs" includes private and public sector jobs. It also includes a count of workers with multiple jobs. Source: US Census Bureau- Longitudinal Employer-Household Dynamics (LEHD)

**10. Top 10 Cities Where People Who Live in Canyon County Work, 2023**

City of Employment	Count of All Jobs	Percentage of Total Jobs
Boise	29,863	26.0%
Nampa	27,427	23.9%
Meridian	14,323	12.5%
Caldwell	12,571	11.0%
Eagle	2,381	2.1%
Garden City	1,905	1.7%
Middleton	1,206	1.1%
Kuna	1,149	1.0%
Idaho Falls	571	0.5%
Twin Falls	569	0.5%

Note: "All Jobs" includes private and public sector jobs. It also includes a count of workers with multiple jobs. Source: US Census Bureau- Longitudinal Employer-Household Dynamics (LEHD)

**For more information, Contact:**

**Samuel Wolkenhauer**, Research Supervisor, Idaho Department of Labor • 600 N. Thornton Street, Post Falls, ID 83854 • (208) 696 - 2353 • [samuel.wolkenhauer@labor.idaho.gov](mailto:samuel.wolkenhauer@labor.idaho.gov) • Labor Market Information website: [lmi.idaho.gov](http://lmi.idaho.gov)

**--- Blank Page ---**