

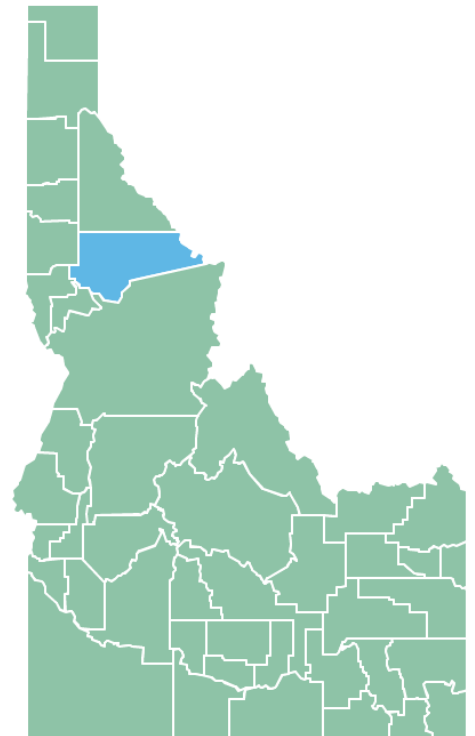


# Clearwater County Labor Force And Economic Profile

Last Updated: May 2026

## Clearwater County Economic Overview

<b>Civilian Labor Force (Apr 2026)</b>	<b>3,358</b>
<b>Unemployment Rate (Apr 2026)</b>	<b>6.2%</b>
<b>Population (2025)</b>	<b>9,118</b>
<b>Median Household Income (2024)</b>	<b>\$60,000</b>
<b>Per Capita Personal Income (2024)</b>	<b>\$47,119</b>
<b>Poverty Rate (2024)</b>	<b>13.2%</b>



Idaho Department of Labor

[labor.idaho.gov](https://labor.idaho.gov)



A proud partner of the

**americanjobcenter**  
network

The Idaho Department of Labor is an equal opportunity employer and service provider. Reasonable accommodations are available upon request. Dial 711 for Idaho Relay Service.

## 1. Clearwater County Demographic Characteristics, 2024 5-Year ACS

	Clearwater County	Clearwater County (%)	State of Idaho (%)	United States (%)
<b>Total Population</b>	9,012	100.0%	1,934,262	334,922,499
<b>Race and Ethnicity</b>				
White alone, not hispanic	7,988	88.6%	81.7%	61.0%
Black or African American alone, not hispanic	20	0.2%	0.8%	12.2%
Native American alone, not hispanic	181	2.0%	1.2%	0.9%
Asian alone, not hispanic	87	1.0%	1.4%	6.0%
Hispanic, or Latino (of any race)	411	4.6%	13.6%	19.3%
<b>Gender</b>				
Male	4,888	54.2%	50.3%	49.5%
Female	4,124	45.8%	49.7%	50.5%
<b>Age</b>				
Median age	52.2	-	37.3	38.9
Under 18 years	1,341	14.9%	24.1%	22.0%
Over 18 years	7,671	85.1%	75.9%	78.0%
21 years and over	7,169	79.5%	66.1%	68.9%
Over 65 years	2,614	29.0%	17.0%	17.2%
<b>Educational Attainment (Population 25 years and Over)</b>				
Less than 9th grade	97	1.1%	2.1%	3.2%
High school graduate (with equivalencies)	2,673	29.7%	17.3%	17.9%
Some college, no degree	2,083	23.1%	16.0%	13.1%
Associate's degree	581	6.4%	6.4%	6.1%
Bachelor's degree	849	9.4%	14.1%	14.9%
Graduate or professional degree	407	4.5%	7.0%	9.7%
<b>Median Household Income</b>	\$60,000	-	\$77,800	\$80,734

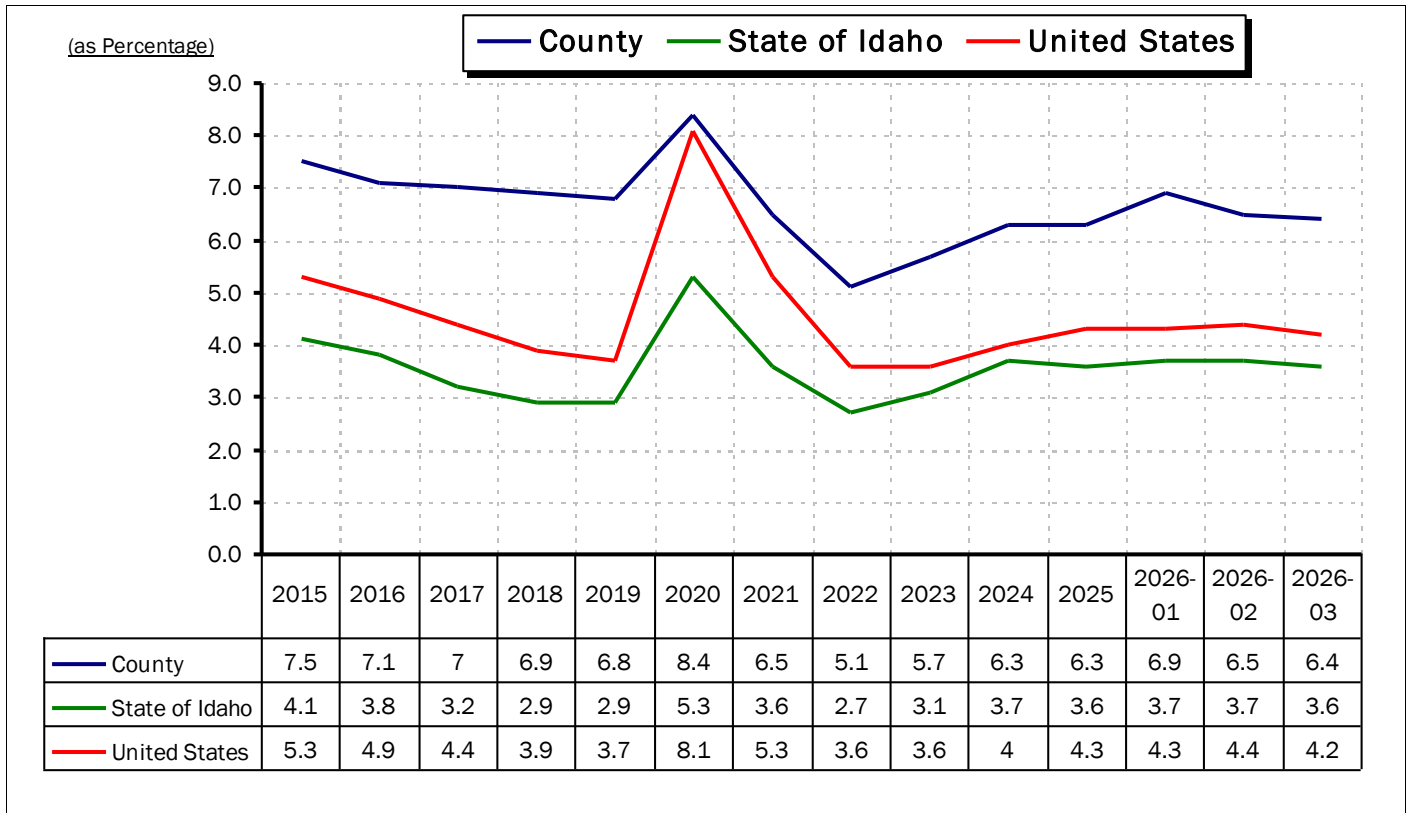
Source: US Census Bureau, American Community Survey 5-Year Estimates

## 2. Labor Force Growth, April 2025 to April 2026

	Labor Force	Employment	Unemployed	Unemployment Rate
<b>April 2025</b>	3,358	3,151	207	6.2%
<b>April 2024</b>	3,460	3,223	237	6.8%
<b>YoY % Change</b>	<b>-2.9%</b>	<b>-2.2%</b>	<b>-12.7%</b>	<b>-0.6%</b>

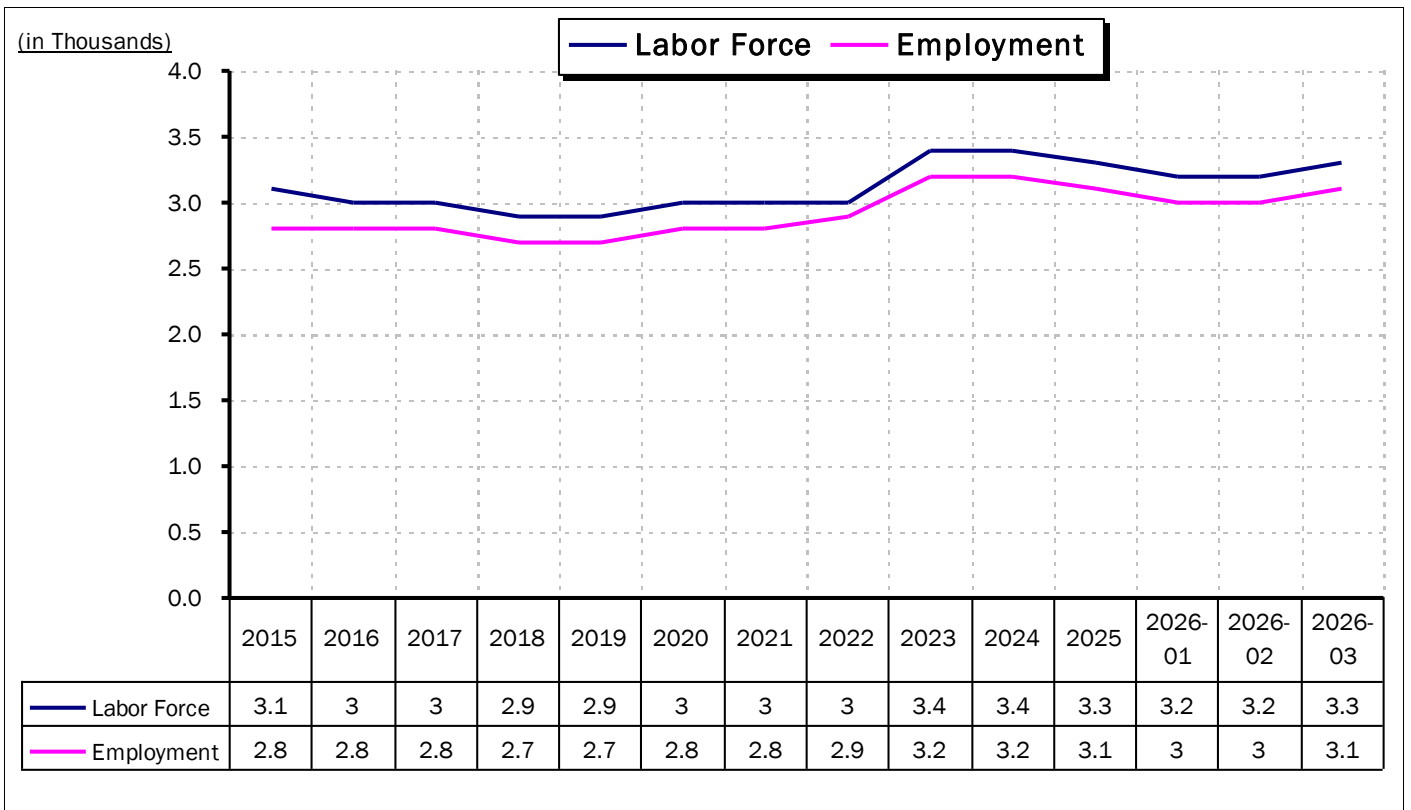
Source: Idaho Department of Labor- Local Area Unemployment Statistics (LAUS)

### 3. Seasonally-Adjusted Unemployment Rate, 2015 to April 2026



Source: Idaho Department of Labor- Local Area Unemployment Statistics (LAUS)

### 4. Seasonally-Adjusted Labor Force and Employment, 2015 to April 2026



Source: Idaho Department of Labor- Local Area Unemployment Statistics (LAUS)

## 5. Industry Employment and Wages, 2014, 2023, and 2024

Supersector	2014	2014	2023	2023	2024	2024
	Average Employment	Average Wages	Average Employment	Average Wages	Average Employment	Average Wages
Total Covered Wages	2,761	\$34,423	2,744	\$48,575	2,707	\$50,760
Natural Resources and Mining	259	\$46,782	163	\$66,777	156	\$67,555
Construction	103	\$37,986	164	\$50,659	174	\$53,121
Manufacturing	137	\$27,808	383	\$52,947	382	\$52,671
Trade,Transportation, and Utilities	443	\$36,175	341	\$40,062	320	\$41,455
Information	52	\$32,117	30	\$62,833	30	\$56,807
Financial Activities	62	\$34,141	57	\$45,395	63	\$43,970
Professional and Business Services	146	\$43,415	122	\$82,670	116	\$85,083
Education and Health Services	781	\$32,032	784	\$47,471	752	\$52,061
Leisure and Hospitality	188	\$11,837	229	\$17,121	231	\$18,413
Other Services	43	\$26,834	34	\$43,928	33	\$48,706
Public Administration	547	\$37,765	437	\$52,556	450	\$55,299

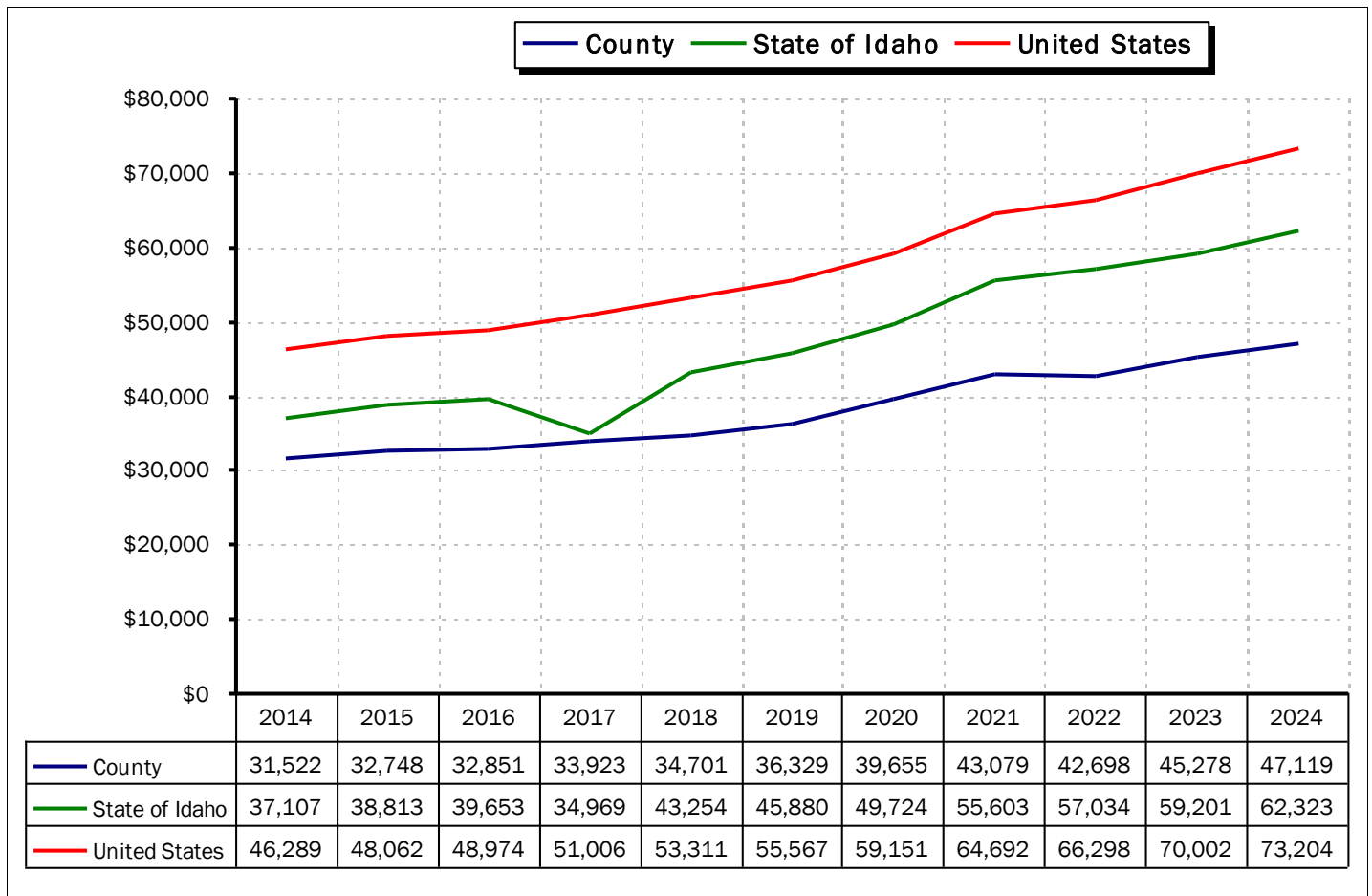
Source: Idaho Department of Labor- Quarterly Census of Employment Wages (QCEW)

## 6. Top Employers, 2024

Employer	Ownership	Employment Range
Orofino Joint School District	Local government	100 - 249
Clearwater Valley Hospital & Clinics	Private	100 - 249
Lightforce Usa	Private	100 - 249
Idaho Department Of Health And Welfare	State government	100 - 249
Idaho Department Of Corrections	State government	100 - 249
Clearwater County	Local government	100 - 249
Empire Lumber	Private	050 - 099
A Compassionate Care	Private	050 - 099
U.s. Civilian Department Of Defense	Federal government	050 - 099
Clearwater Of Cascadia	Private	010 - 049

NOTE: Only employers that have given the Department permission to release employment range data are listed.  
 Source: Idaho Department of Labor- Quarterly Census of Employment Wages (QCEW)

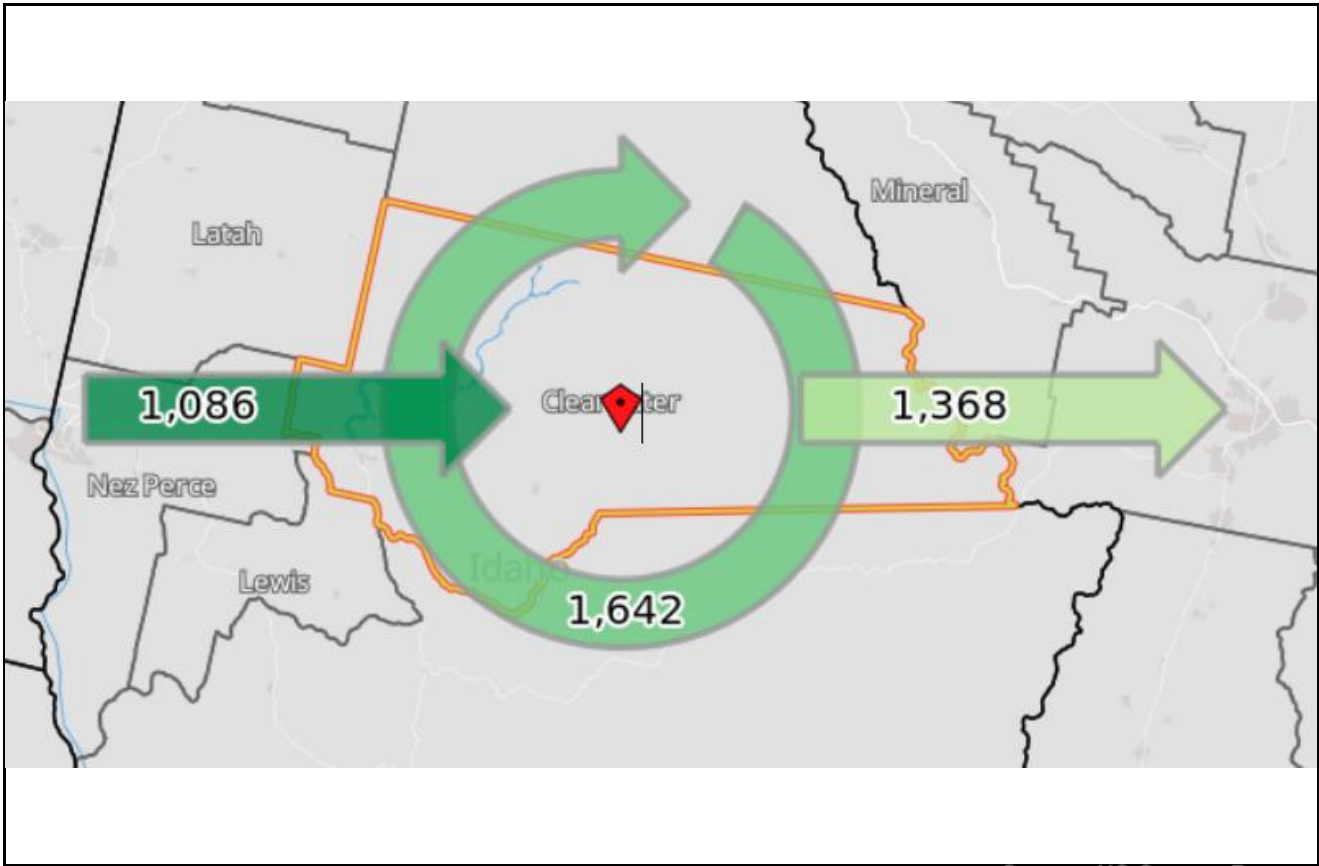
## 7. Per Capita Income, 2014 to 2024



Source: U.S. Bureau of Economic Analysis

### 8. Labor Force Commuting Patterns, 2023

It is estimated that 1,642 workers lived and worked in Clearwater County in 2023. Another 1,086 workers were employed in Clearwater County but lived outside, while 1,368 workers commuted to other counties for work.



Source: US Census Bureau

### 9. Top 10 Cities Where People Who Work in Clearwater County Live, 2023

City of Residence	Count of All Jobs	Percentage of Total Jobs
Orofino	544	19.9%
Lewiston	131	4.8%
Pierce	91	3.3%
Weippe	74	2.7%
Post Falls	37	1.4%
Coeur d'Alene	32	1.2%
Elk River	30	1.1%
Moscow	29	1.1%
Kamiah	28	1.0%
Boise	19	0.7%

Note: "All Jobs" includes private and public sector jobs. It also includes a count of workers with multiple jobs. Source: US Census Bureau- Longitudinal Employer-Household Dynamics (LEHD)

## 10. Top 10 Cities Where People Who Live in Clearwater County Work, 2023

City of Employment	Count of All Jobs	Percentage of Total Jobs
Orofino	1,088	36.1%
Lewiston	280	9.3%
Boise	91	3.0%
Weippe	88	2.9%
Pierce	80	2.7%
Kamiah	64	2.1%
Coeur d'Alene	63	2.1%
Moscow	49	1.6%
Spokane Valley, WA	32	1.1%
Meridian	31	1.0%

Note: "All Jobs" includes private and public sector jobs. It also includes a count of workers with multiple jobs. Source: US Census Bureau- Longitudinal Employer-Household Dynamics (LEHD)

### For more Information, Contact:

**Lisa Grigg**, Labor Economist, Idaho Department of Labor • 1158 Idaho Street, Lewiston, ID 83501 • (208) 696 - 2256 • [lisa.grigg@labor.idaho.gov](mailto:lisa.grigg@labor.idaho.gov) • Labor Market Information website: [lmi.idaho.gov](http://lmi.idaho.gov)

--- Blank Page ---