

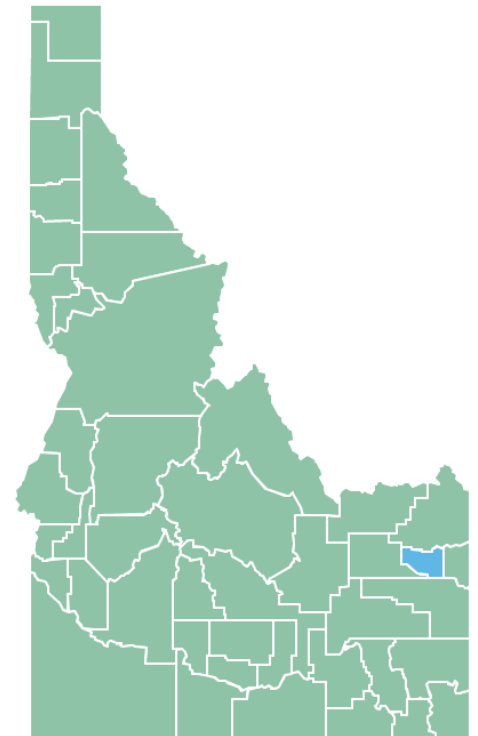


# Madison County Labor Force And Economic Profile

Last Updated: May 2026

## Madison County Economic Overview

<b>Civilian Labor Force (Apr 2026)</b>	<b>28,098</b>
<b>Unemployment Rate (Apr 2026)</b>	<b>3.7%</b>
<b>Population (2025)</b>	<b>55,172</b>
<b>Median Household Income (2024)</b>	<b>\$60,160</b>
<b>Per Capita Personal Income (2024)</b>	<b>\$29,485</b>
<b>Poverty Rate (2024)</b>	<b>24.5%</b>



Idaho Department of Labor

[labor.idaho.gov](https://labor.idaho.gov)



A proud partner of the

**americanjobcenter**  
network

The Idaho Department of Labor is an equal opportunity employer and service provider. Reasonable accommodations are available upon request. Dial 711 for Idaho Relay Service.

## 1. Madison County Demographic Characteristics, 2024 5-Year ACS

	Madison County	Madison County (%)	State of Idaho (%)	United States (%)
<b>Total Population</b>	54,618	100.0%	1,934,262	334,922,499
<b>Race and Ethnicity</b>				
White alone, not hispanic	47,573	87.1%	81.7%	61.0%
Black or African American alone, not hispanic	555	1.0%	0.8%	12.2%
Native American alone, not hispanic	134	0.2%	1.2%	0.9%
Asian alone, not hispanic	816	1.5%	1.4%	6.0%
Hispanic, or Latino (of any race)	5,369	9.8%	13.6%	19.3%
<b>Gender</b>				
Male	24,724	45.3%	50.3%	49.5%
Female	29,894	54.7%	49.7%	50.5%
<b>Age</b>				
Median age	21.4	-	37.3	38.9
Under 18 years	11,054	20.2%	24.1%	22.0%
Over 18 years	43,564	79.8%	75.9%	78.0%
21 years and over	18,417	33.7%	66.1%	68.9%
Over 65 years	2,945	5.4%	17.0%	17.2%
<b>Educational Attainment (Population 25 years and Over)</b>				
Less than 9th grade	246	0.5%	2.1%	3.2%
High school graduate (with equivalencies)	2,668	4.9%	17.3%	17.9%
Some college, no degree	4,867	8.9%	16.0%	13.1%
Associate's degree	2,675	4.9%	6.4%	6.1%
Bachelor's degree	5,318	9.7%	14.1%	14.9%
Graduate or professional degree	2,383	4.4%	7.0%	9.7%
<b>Median Household Income</b>	\$60,160	-	\$77,800	\$80,734

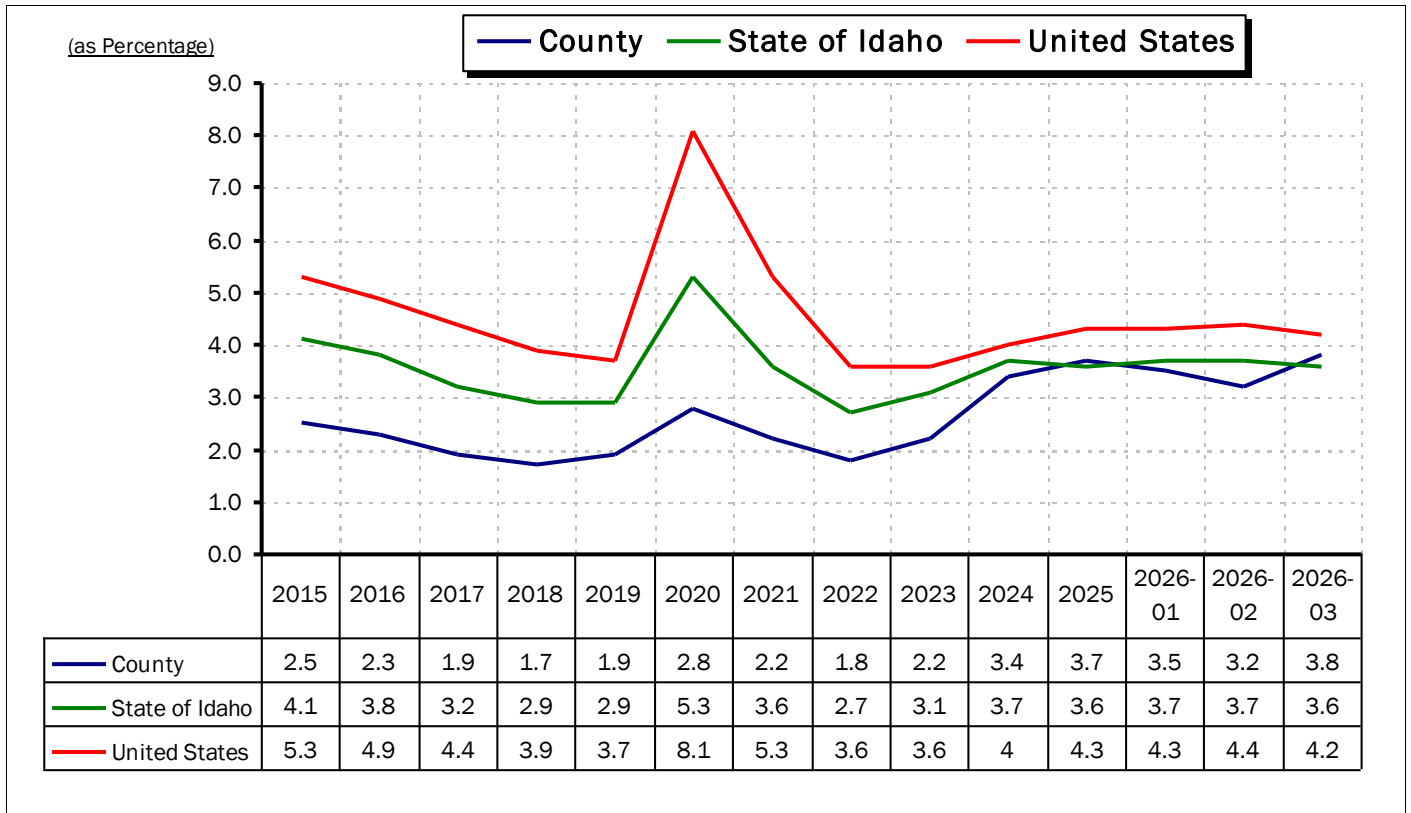
Source: US Census Bureau, American Community Survey 5-Year Estimates

## 2. Labor Force Growth, April 2025 to April 2026

	Labor Force	Employment	Unemployed	Unemployment Rate
<b>April 2025</b>	28,098	27,052	1,046	3.7%
<b>April 2024</b>	29,073	28,145	928	3.2%
<b>YoY % Change</b>	<b>-3.4%</b>	<b>-3.9%</b>	<b>12.7%</b>	<b>0.5%</b>

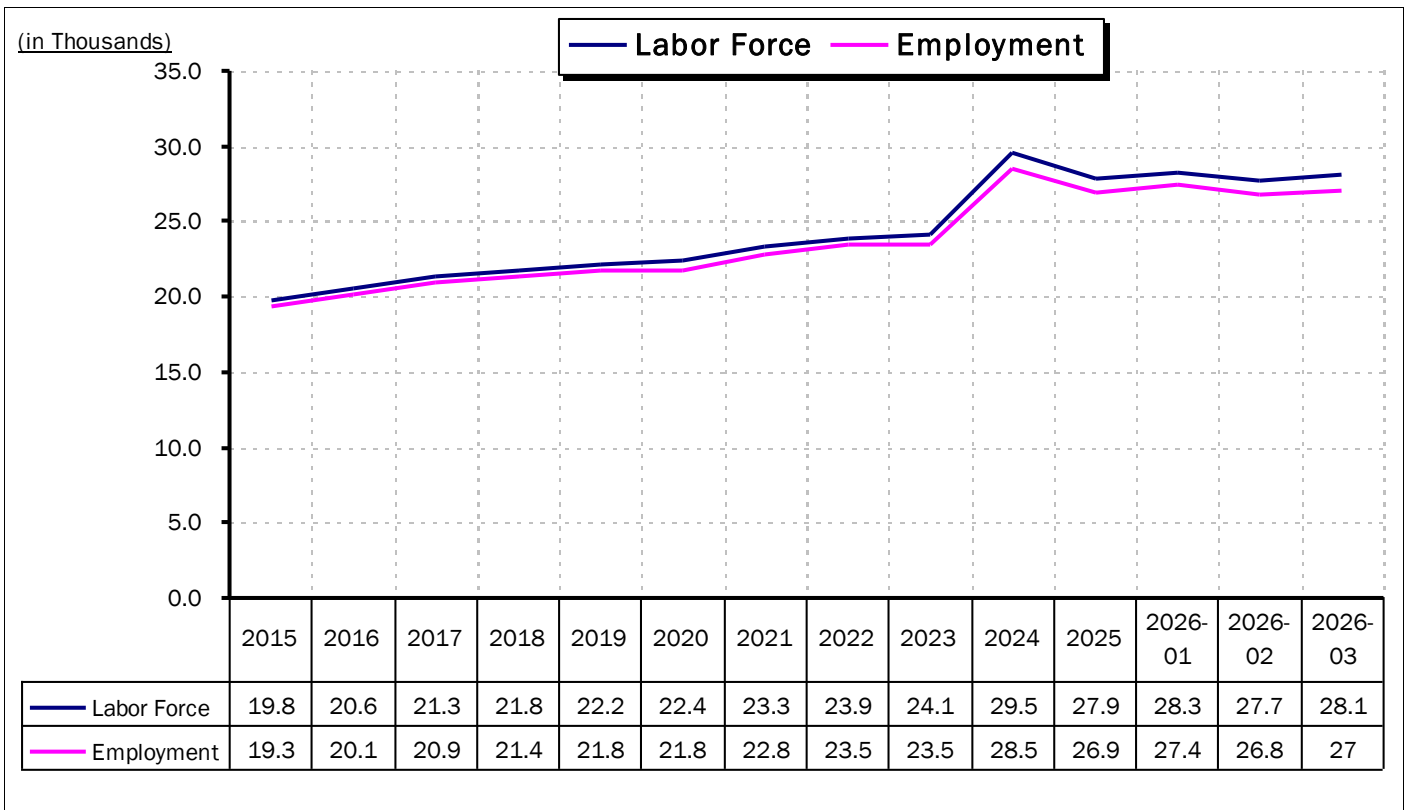
Source: Idaho Department of Labor- Local Area Unemployment Statistics (LAUS)

### 3. Seasonally-Adjusted Unemployment Rate, 2015 to April 2026



Source: Idaho Department of Labor- Local Area Unemployment Statistics (LAUS)

### 4. Seasonally-Adjusted Labor Force and Employment, 2015 to April 2026



Source: Idaho Department of Labor- Local Area Unemployment Statistics (LAUS)

## 5. Industry Employment and Wages, 2014, 2023, and 2024

Supersector	2014	2014	2023	2023	2024	2024
	Average Employment	Average Wages	Average Employment	Average Wages	Average Employment	Average Wages
Total Covered Wages	13,351	\$29,490	17,178	\$40,013	17,422	\$42,306
Natural Resources and Mining	341	\$27,942	324	\$42,741	300	\$43,736
Construction	443	\$29,040	755	\$44,705	758	\$48,515
Manufacturing	929	\$30,047	946	\$44,423	966	\$46,355
Trade,Transportation, and Utilities	3,463	\$27,169	3,418	\$39,709	3,278	\$42,929
Information	110	\$26,170	177	\$48,200	182	\$57,622
Financial Activities	524	\$28,565	833	\$42,828	858	\$43,962
Professional and Business Services	1,492	\$21,452	2,176	\$41,960	2,224	\$44,129
Education and Health Services	4,221	\$39,173	5,747	\$45,476	5,769	\$48,712
Leisure and Hospitality	1,185	\$10,506	1,823	\$14,393	2,014	\$14,851
Other Services	185	\$19,249	385	\$26,832	443	\$27,536
Public Administration	458	\$39,537	594	\$48,091	630	\$51,089

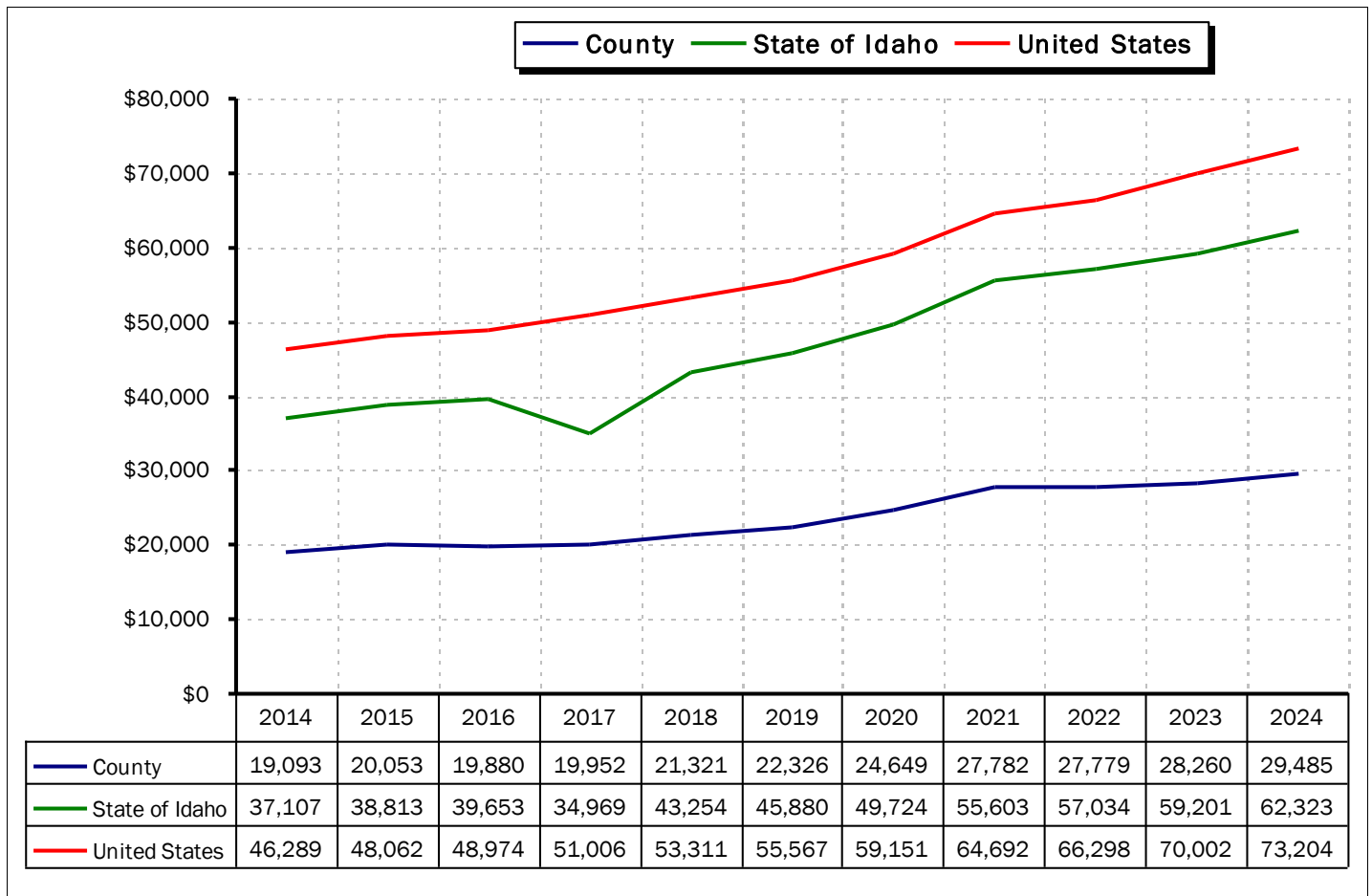
Source: Idaho Department of Labor- Quarterly Census of Employment Wages (QCEW)

## 6. Top Employers, 2024

Employer	Ownership	Employment Range
Brigham Young University-idaho	Private	1,000 - 2,499
Madison School District	Local government	500 - 999
Madison Memorial Hospital	Local government	500 - 999
Wal-mart	Private	500 - 999
Melaleuca	Private	250 - 499
City Of Rexburg	Local government	250 - 499
Sugar-salem School District	Local government	100 - 249
Madison County	Local government	100 - 249
Becklar	Private	100 - 249
The Homestead Assisted Living	Private	100 - 249

NOTE: Only employers that have given the Department permission to release employment range data are listed.  
 Source: Idaho Department of Labor- Quarterly Census of Employment Wages (QCEW)

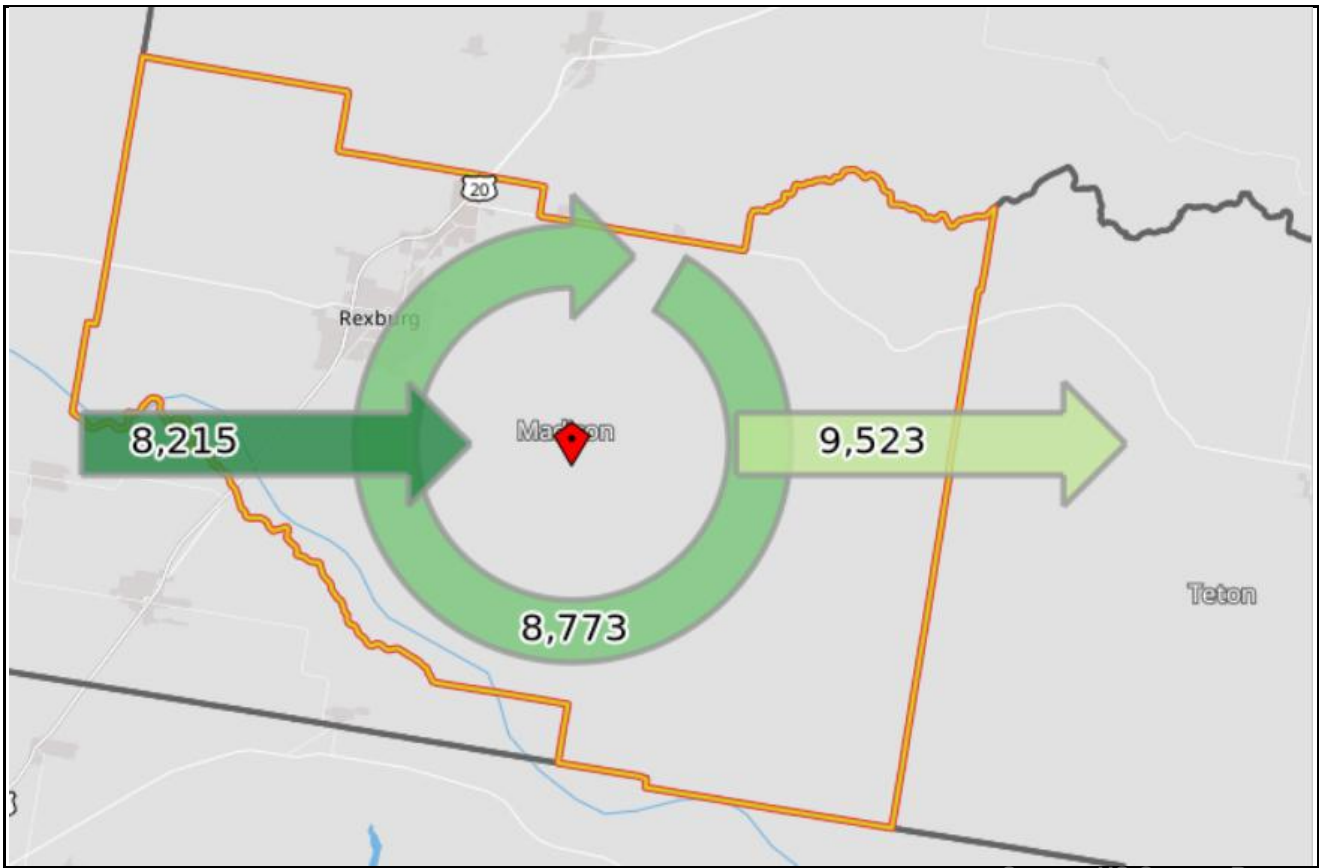
## 7. Per Capita Income, 2014 to 2024



Source: U.S. Bureau of Economic Analysis

### 8. Labor Force Commuting Patterns, 2023

It is estimated that 8,773 workers lived and worked in Madison County in 2023. Another 8,215 workers were employed in Madison County but lived outside, while 9,523 workers commuted to other counties for work.



Source: US Census Bureau

### 9. Top 10 Cities Where People Who Work in Madison County Live, 2023

City of Residence	Count of All Jobs	Percentage of Total Jobs
Rexburg	7,339	43.2%
Idaho Falls	2,414	14.2%
Boise	650	3.8%
Ammon	398	2.3%
Pocatello	394	2.3%
Sugar City	387	2.3%
Rigby	312	1.8%
St. Anthony	267	1.6%
Meridian	196	1.2%
Twin Falls	175	1.0%

Note: "All Jobs" includes private and public sector jobs. It also includes a count of workers with multiple jobs. Source: US Census Bureau- Longitudinal Employer-Household Dynamics (LEHD)

## 10. Top 10 Cities Where People Who Live in Madison County Work, 2023

City of Employment	Count of All Jobs	Percentage of Total Jobs
Rexburg	5,442	29.7%
Chubbuck	998	5.5%
Idaho Falls	954	5.2%
St. Anthony	511	2.8%
Sugar City	472	2.6%
Pocatello	344	1.9%
Ammon	316	1.7%
Rigby	310	1.7%
Boise	104	0.6%
Blackfoot	81	0.4%

Note: "All Jobs" includes private and public sector jobs. It also includes a count of workers with multiple jobs. Source: US Census Bureau- Longitudinal Employer-Household Dynamics (LEHD)

### For more Information, Contact:

**Ryan Whitesides** , Labor Economist, Idaho Department of Labor • 1515 East Lincoln Road, Idaho Falls, ID 83401 • (208) 696 - 2347 • [ryan.whitesides@labor.idaho.gov](mailto:ryan.whitesides@labor.idaho.gov) • Labor Market Information website: [Imi.idaho.gov](http://Imi.idaho.gov)

**--- Blank Page ---**