

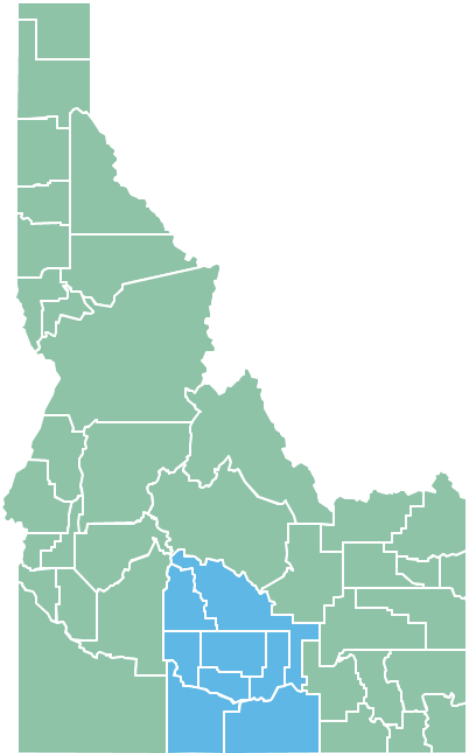


# South Central Idaho Labor Force And Economic Profile

Last Updated: May 2026

## South Central Idaho Economic Overview

<b>Civilian Labor Force (Apr 2026)</b>	<b>109,577</b>
<b>Unemployment Rate (Apr 2026)</b>	<b>3.3%</b>
<b>Population (2025)</b>	<b>222,091</b>
<b>Median Household Income (2024)</b>	<b>\$70,734</b>
<b>Per Capita Personal Income (2024)</b>	<b>\$75,528</b>
<b>Poverty Rate (2024)</b>	<b>11.5%</b>



Idaho Department of Labor

[labor.idaho.gov](http://labor.idaho.gov)



A proud partner of the  
**americanjobcenter**  
 network

The Idaho Department of Labor is an equal opportunity employer and service provider. Reasonable accommodations are available upon request. Dial 711 for Idaho Relay Service.

## 1. South Central Demographic Characteristics, 2024 5-Year ACS

	South Central	Region (%)	State of Idaho (%)	United States (%)
<b>Total Population</b>	213,962	100.0%	1,934,262	334,922,499
<b>Race and Ethnicity</b>				
White alone, not hispanic	157,060	73.4%	81.7%	61.0%
Black or African American alone, not hispanic	1,135	0.5%	0.8%	12.2%
Native American alone, not hispanic	2,531	1.2%	1.2%	0.9%
Asian alone, not hispanic	1,479	0.7%	1.4%	6.0%
Hispanic or Latino (of any race)	55,035	25.7%	13.6%	19.3%
<b>Gender</b>				
Male	108,040	50.5%	50.3%	49.5%
Female	105,922	49.5%	49.7%	50.5%
<b>Age</b>				
Median age	37.0	-	37.3	38.9
Under 18 years	56,952	26.6%	24.1%	22.0%
Over 18 years	157,010	73.4%	75.9%	78.0%
21 years and over	138,343	64.7%	66.1%	68.9%
Over 65 years	35,827	16.7%	17.0%	17.2%
<b>Educational Attainment (Population 25 years and Over)</b>				
Less than 9th grade	9,208	4.3%	2.1%	3.2%
High school graduate (with equivalencies)	38,514	6.9%	17.3%	17.9%
Some college, no degree	32,667	15.3%	16.0%	13.1%
Associate's degree	14,753	6.9%	6.4%	6.1%
Bachelor's degree	22,206	10.4%	14.1%	14.9%
Graduate or professional degree	10,781	5.0%	7.0%	9.7%
<b>Median Household Income</b>	\$70,734	-	\$77,800	\$80,734

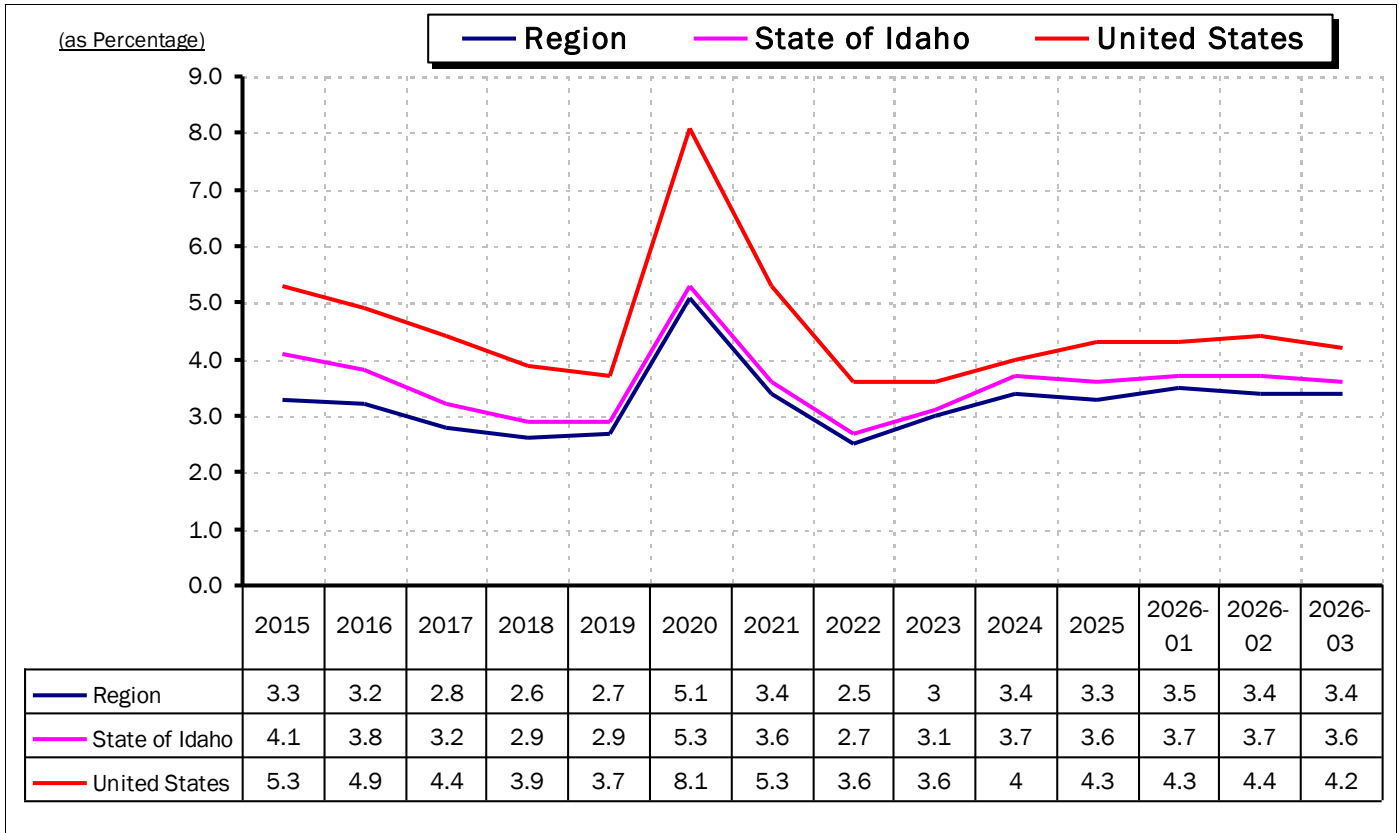
Source: US Census Bureau, American Community Survey 5-Year Estimates

## 2. Labor Force Growth, April 2025 to April 2026

	Labor Force	Employment	Unemployed	Unemployment Rate
April 2025	109,577	105,922	3,655	3.3%
April 2024	109,794	106,285	3,509	3.2%
<b>YoY % Change</b>	<b>-0.2%</b>	<b>-0.3%</b>	<b>4.2%</b>	<b>0.1%</b>

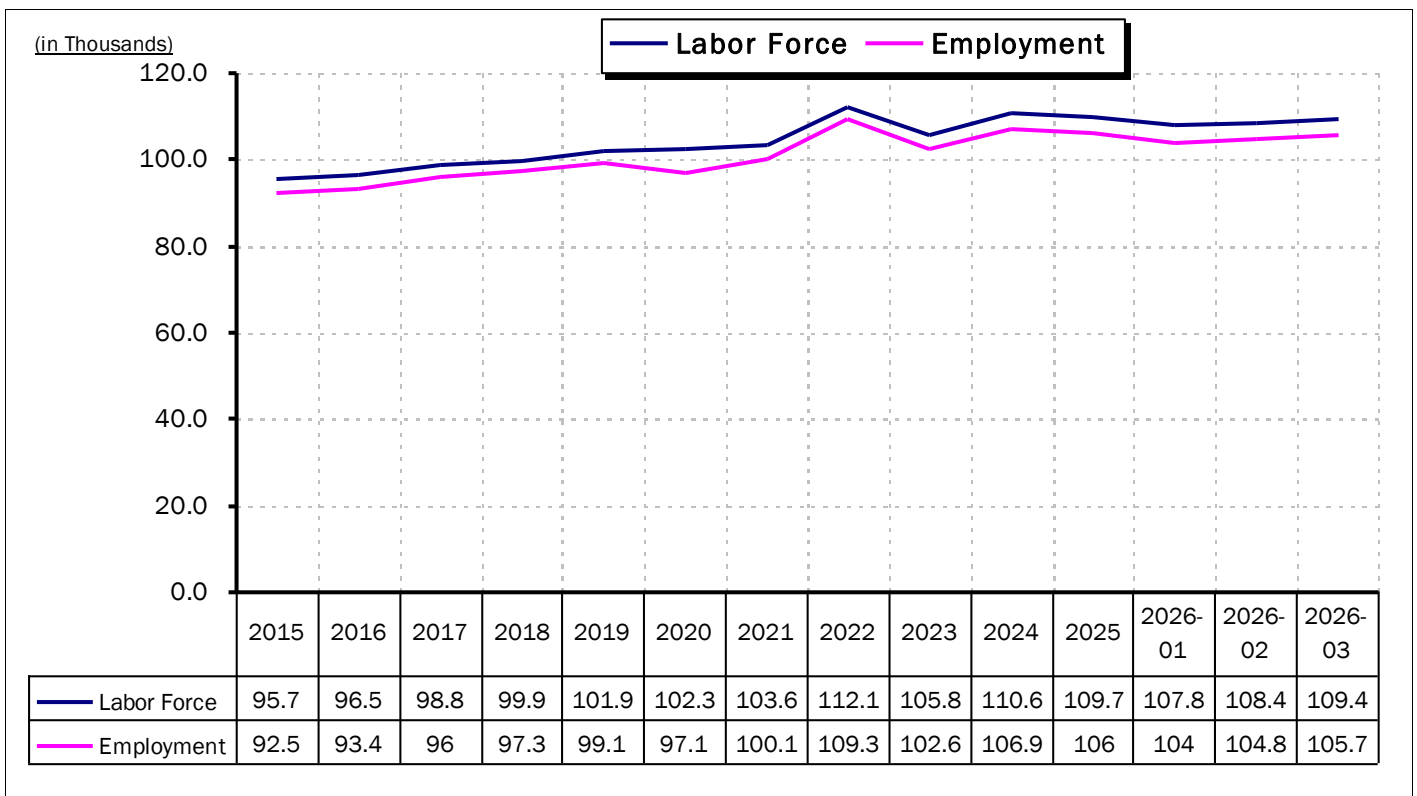
Source: Idaho Department of Labor- Local Area Unemployment Statistics (LAUS)

### 3. Seasonally-Adjusted Unemployment Rate, 2015 to April 2026



Source: Idaho Department of Labor- Local Area Unemployment Statistics (LAUS)

### 4. Seasonally-Adjusted Labor Force and Employment 2015 to April 2026



Source: Idaho Department of Labor- Local Area Unemployment Statistics (LAUS)

**5. Industry Employment and Wages, 2014, 2023, and 2024**

Industry Sector	2014	2014	2023	2023	2024	2024
	Average Employment	Average Wages	Average Employment	Average Wages	Average Employment	Average Wages
Total Covered Wages	82,622	\$33,140	97,715	\$48,993	98,835	\$50,991
Natural Resources and Mining	9,994	\$31,545	11,380	\$46,437	11,428	\$47,734
Construction	3,865	\$36,694	7,050	\$55,953	7,394	\$59,426
Manufacturing	9,225	\$44,149	12,064	\$60,580	12,327	\$60,889
Trade, Transportation, and Utilities	17,522	\$33,746	19,781	\$49,448	19,876	\$50,974
Information	968	\$38,320	892	\$61,802	855	\$66,776
Financial Activities	2,507	\$42,523	2,841	\$68,055	2,748	\$71,907
Professional and Business Services	8,128	\$32,119	7,587	\$55,300	7,402	\$60,753
Education and Health Services	15,791	\$33,627	18,813	\$47,369	19,285	\$50,046
Leisure and Hospitality	8,404	\$16,096	10,648	\$25,360	10,831	\$25,555
Other Services	2,171	\$29,358	2,493	\$42,917	2,495	\$44,175
Public Administration	4,047	\$36,482	4,166	\$52,621	4,194	\$55,917

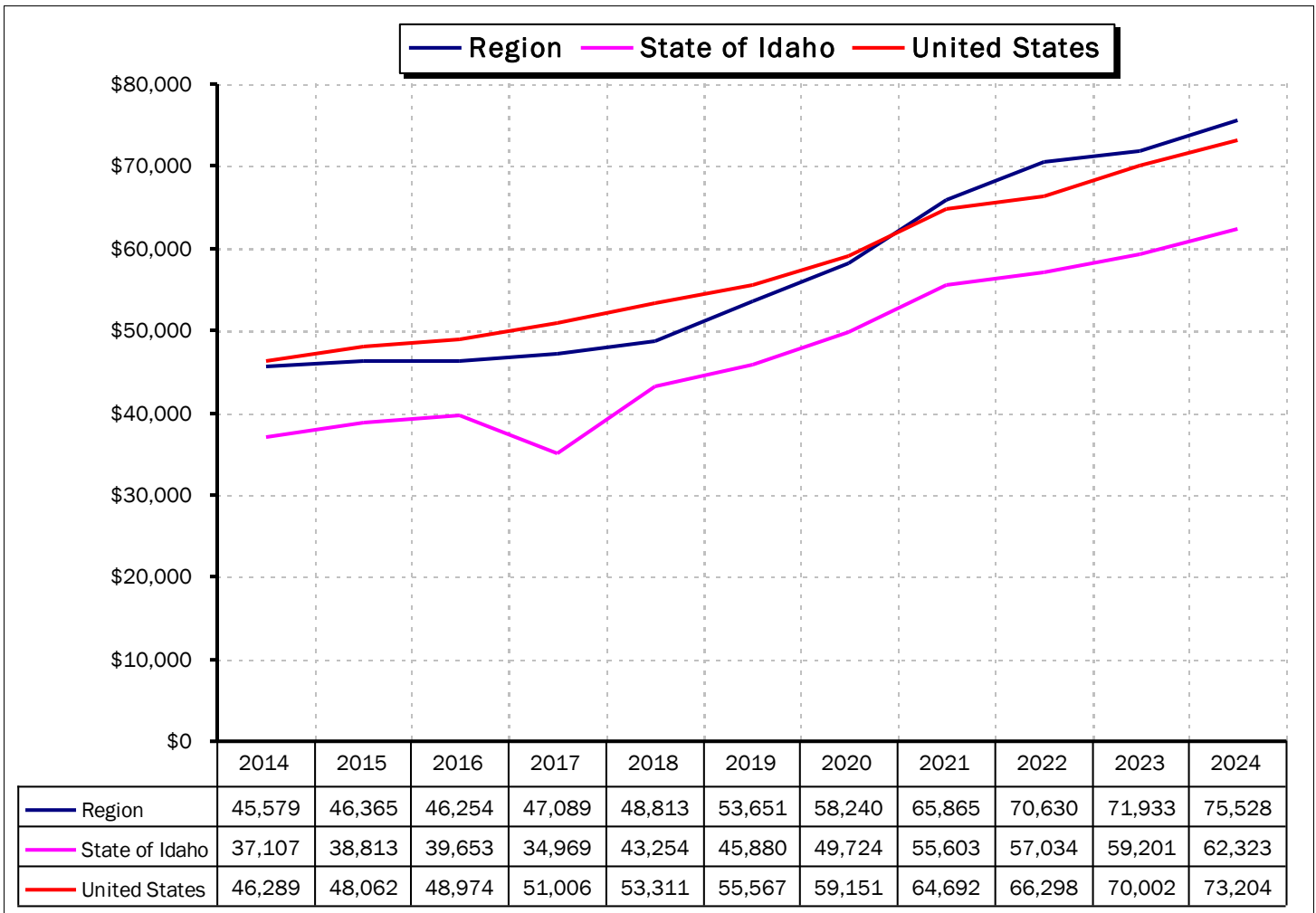
Source: Idaho Department of Labor- Quarterly Census of Employment Wages (QCEW)

## 6. Top Employers, 2024

Employer	Ownership	Employment Range
St Lukes Magic Valley Regional Medical Center	Private	2,500 - 2,999
Sun Valley Resort	Private	1,000 - 2,499
Twin Falls School District	Local Government	1,000 - 2,499
Amalgamated Sugar Company	Private	1,000 - 2,499
Chobani	Private	1,000 - 2,499
Wal-Mart	Private	1,000 - 2,499
College Of Southern Idaho	Local Government	500 - 999
Glanbia Foods	Private	500 - 999
Cassia County Joint School District	Local Government	500 - 999
McCain Foods	Private	500 - 999

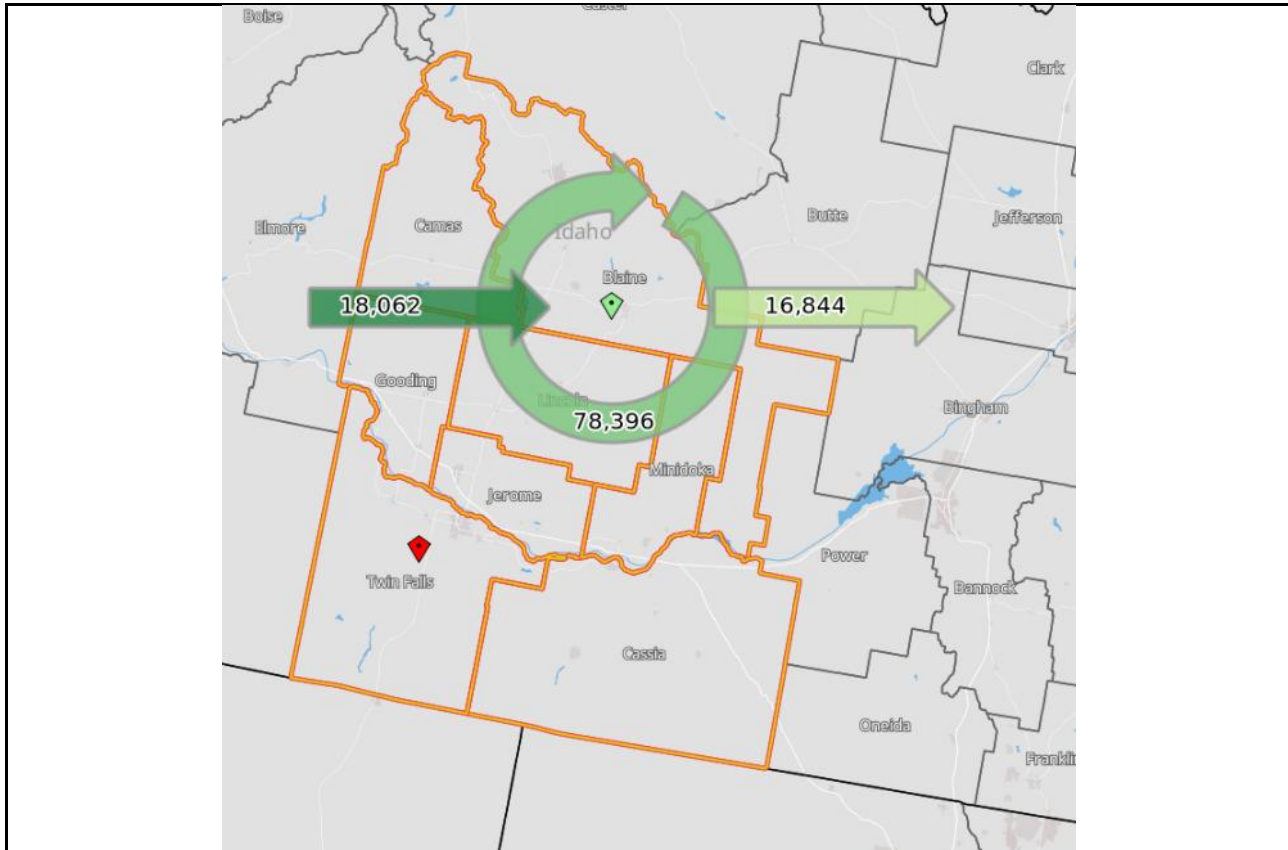
NOTE: Only employers that have given the Department permission to release employment range data are listed. Source: Idaho Department of Labor- Quarterly Census of Employment Wages (QCEW)

## 7. Per Capita Income, 2014 to 2024



### 8. Labor Force Commuting Patterns, 2023

It is estimated that 78,396 workers lived and worked in South Central Idaho in . Another 18,062 workers were employed in South Central Idaho but lived outside, while 16,844 workers lived in the area but commuted outside for work.



Source: US Census Bureau

### 9. Top 10 Cities Where People Who Work in South Central Idaho Live, 2023

City of Residence	Count of All Jobs	Percentage of Total Jobs
Twin Falls	20,009	20.7%
Jerome	4,571	4.7%
Burley	4,358	4.5%
Hailey	3,903	4.0%
Rupert	2,179	2.3%
Buhl	1,638	1.7%
Kimberly	1,634	1.7%
Boise	1,462	1.5%
Heyburn	1,141	1.2%
Bellevue	1,100	1.1%

Note: "All Jobs" includes private and public sector jobs. It also includes a count of workers with multiple jobs.  
 Source: US Census Bureau- Longitudinal Employer-Household Dynamics (LEHD)

## 10. Top 10 Cities Where People Who Live in South Central Idaho Work, 2023

City of Employment	Count of All Jobs	Percentage of Total Jobs
Twin Falls	25,585	26.9%
Burley	6,571	6.9%
Jerome	4,377	4.6%
Boise	3,529	3.7%
Ketchum city, ID	2,880	3.0%
Hailey city, ID	2,587	2.7%
Rupert	1,949	2.0%
Sun Valley city, ID	1,345	1.4%
Gooding	1,136	1.2%
Meridian	1,034	1.1%

Note: "All Jobs" includes private and public sector jobs. It also includes a count of workers with multiple jobs.  
 Source: US Census Bureau- Longitudinal Employer-Household Dynamics (LEHD)

### For more Information, Contact:

**Seth Harrington**, Labor Economist, Idaho Department of Labor • 601 Pole Line Road, Twin Falls, ID 83301 • (208) 696 - 2364 • [seth.harrington@labor.idaho.gov](mailto:seth.harrington@labor.idaho.gov) • Labor Market Information website: [lmi.idaho.gov](http://lmi.idaho.gov)

**--- Blank Page ---**