

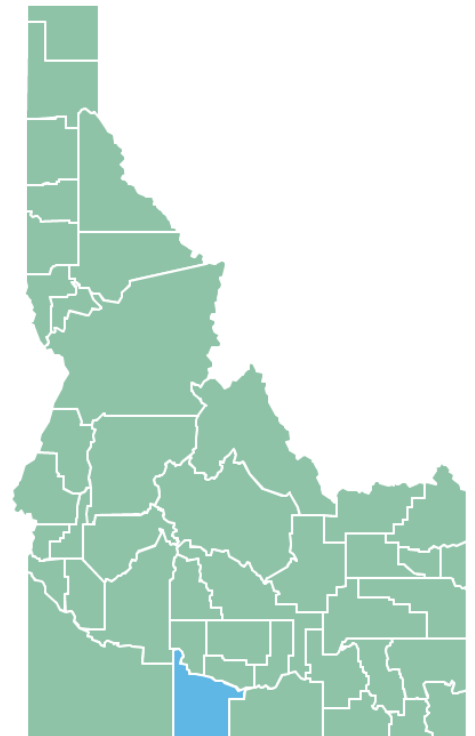


# Twin Falls County Labor Force And Economic Profile

Last Updated: May 2026

## Twin Falls County Economic Overview

<b>Civilian Labor Force (Apr 2026)</b>	<b>47,890</b>
<b>Unemployment Rate (Apr 2026)</b>	<b>3.4%</b>
<b>Population (2025)</b>	<b>97,539</b>
<b>Median Household Income (2024)</b>	<b>\$67,409</b>
<b>Per Capita Personal Income (2024)</b>	<b>\$53,767</b>
<b>Poverty Rate (2024)</b>	<b>11.5%</b>



Idaho Department of Labor

[labor.idaho.gov](https://labor.idaho.gov)



A proud partner of the

**americanjobcenter**  
network

The Idaho Department of Labor is an equal opportunity employer and service provider. Reasonable accommodations are available upon request. Dial 711 for Idaho Relay Service.

## 1. Twin Falls County Demographic Characteristics, 2024 5-Year ACS

	Twin Falls County	Twin Falls County (%)	State of Idaho (%)	United States (%)
<b>Total Population</b>	93,734	100.0%	1,934,262	334,922,499
<b>Race and Ethnicity</b>				
White alone, not hispanic	73,685	78.6%	81.7%	61.0%
Black or African American alone, not hispanic	828	0.9%	0.8%	12.2%
Native American alone, not hispanic	494	0.5%	1.2%	0.9%
Asian alone, not hispanic	1,096	1.2%	1.4%	6.0%
Hispanic, or Latino (of any race)	16,912	18.0%	13.6%	19.3%
<b>Gender</b>				
Male	46,512	49.6%	50.3%	49.5%
Female	47,222	50.4%	49.7%	50.5%
<b>Age</b>				
Median age	36.1	-	37.3	38.9
Under 18 years	24,672	26.3%	24.1%	22.0%
Over 18 years	69,062	73.7%	75.9%	78.0%
21 years and over	60,892	65.0%	66.1%	68.9%
Over 65 years	15,548	16.6%	17.0%	17.2%
<b>Educational Attainment (Population 25 years and Over)</b>				
Less than 9th grade	2,766	3.0%	2.1%	3.2%
High school graduate (with equivalencies)	17,955	19.2%	17.3%	17.9%
Some college, no degree	14,458	15.4%	16.0%	13.1%
Associate's degree	7,617	8.1%	6.4%	6.1%
Bachelor's degree	9,177	9.8%	14.1%	14.9%
Graduate or professional degree	5,145	5.5%	7.0%	9.7%
<b>Median Household Income</b>	\$67,409	-	\$77,800	\$80,734

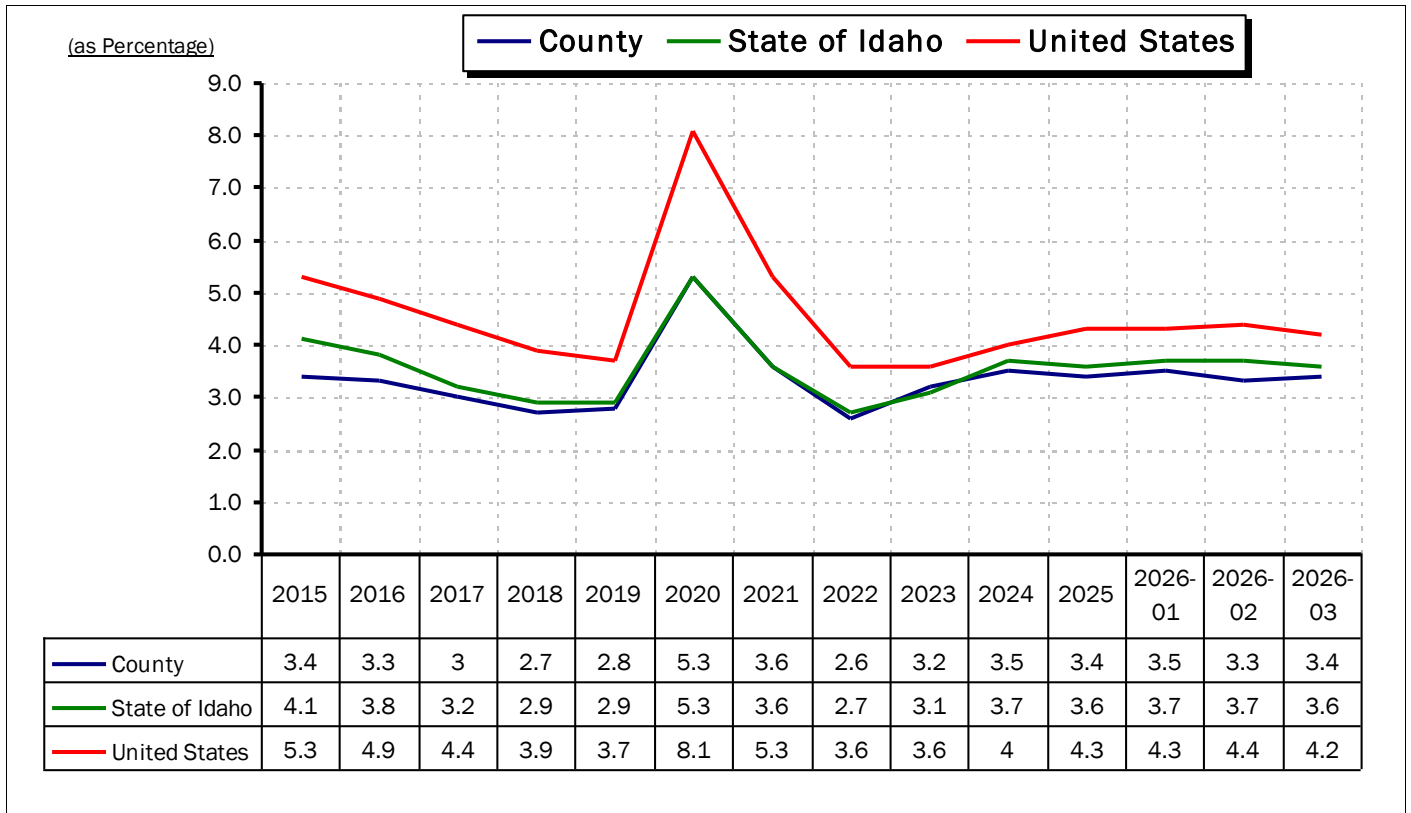
Source: US Census Bureau, American Community Survey 5-Year Estimates

## 2. Labor Force Growth, April 2025 to April 2026

	Labor Force	Employment	Unemployed	Unemployment Rate
<b>April 2025</b>	47,890	46,251	1,639	3.4%
<b>April 2024</b>	46,953	45,370	1,583	3.4%
<b>YoY % Change</b>	<b>2.0%</b>	<b>1.9%</b>	<b>3.5%</b>	<b>0.0%</b>

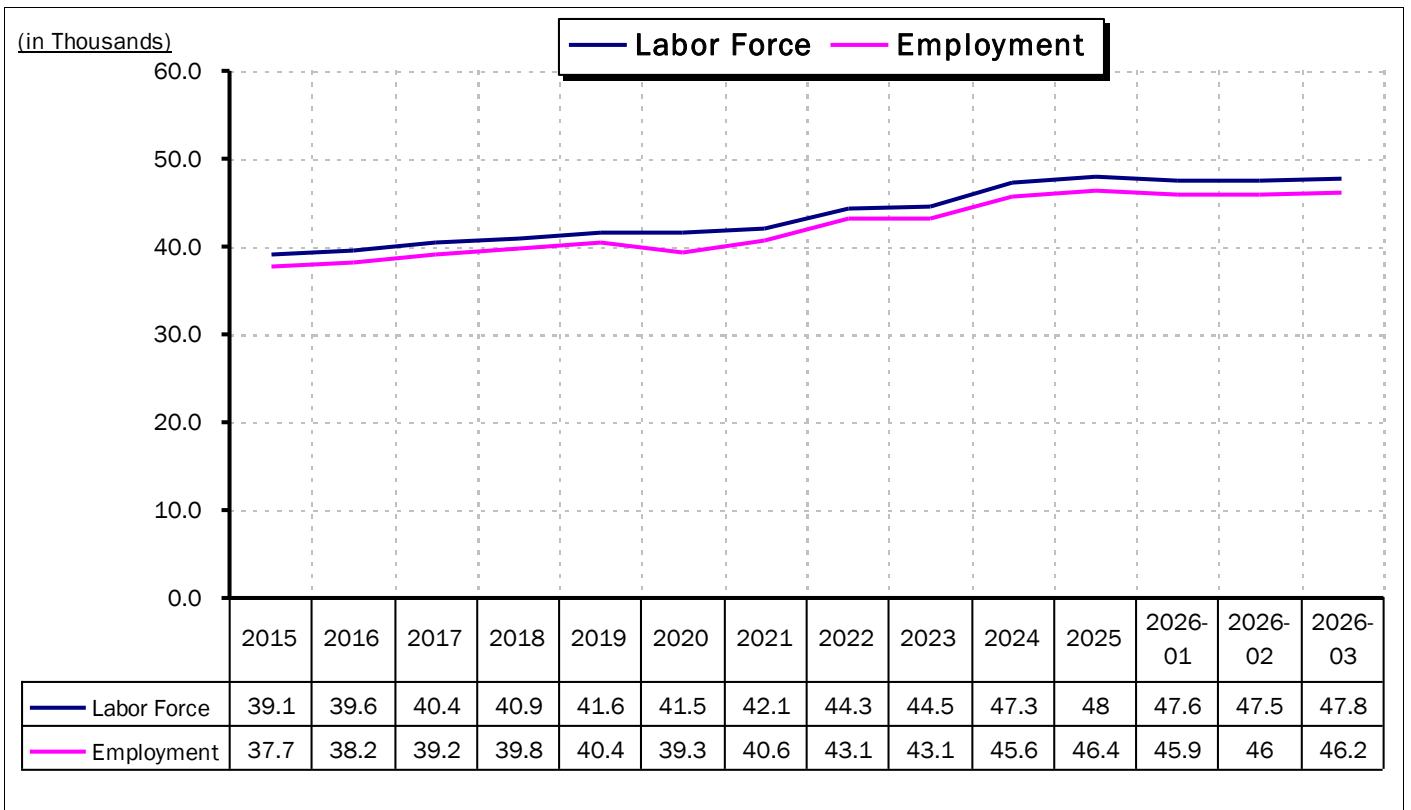
Source: Idaho Department of Labor- Local Area Unemployment Statistics (LAUS)

### 3. Seasonally-Adjusted Unemployment Rate, 2015 to April 2026



Source: Idaho Department of Labor- Local Area Unemployment Statistics (LAUS)

### 4. Seasonally-Adjusted Labor Force and Employment, 2015 to April 2026



Source: Idaho Department of Labor- Local Area Unemployment Statistics (LAUS)

## 5. Industry Employment and Wages, 2014, 2023, and 2024

Supersector	2014	2014	2023	2023	2024	2024
	Average Employment	Average Wages	Average Employment	Average Wages	Average Employment	Average Wages
Total Covered Wages	36,009	\$30,902	41,390	\$46,690	41,772	\$48,192
Natural Resources and Mining	1,972	\$31,519	2,391	\$46,682	2,477	\$47,926
Construction	1,141	\$32,896	2,014	\$51,710	2,165	\$55,000
Manufacturing	4,067	\$41,126	5,216	\$62,839	5,197	\$61,044
Trade, Transportation, and Utilities	7,669	\$31,629	8,822	\$46,010	8,702	\$46,814
Information	492	\$36,516	300	\$48,728	273	\$55,295
Financial Activities	1,258	\$40,435	1,370	\$58,963	1,350	\$63,402
Professional and Business Services	5,317	\$25,026	4,056	\$48,017	3,947	\$50,741
Education and Health Services	8,345	\$33,136	9,920	\$47,261	10,315	\$50,021
Leisure and Hospitality	3,461	\$12,981	4,774	\$20,438	4,779	\$20,881
Other Services	896	\$26,804	1,055	\$39,368	1,065	\$41,171
Public Administration	1,391	\$40,172	1,472	\$57,723	1,502	\$59,990

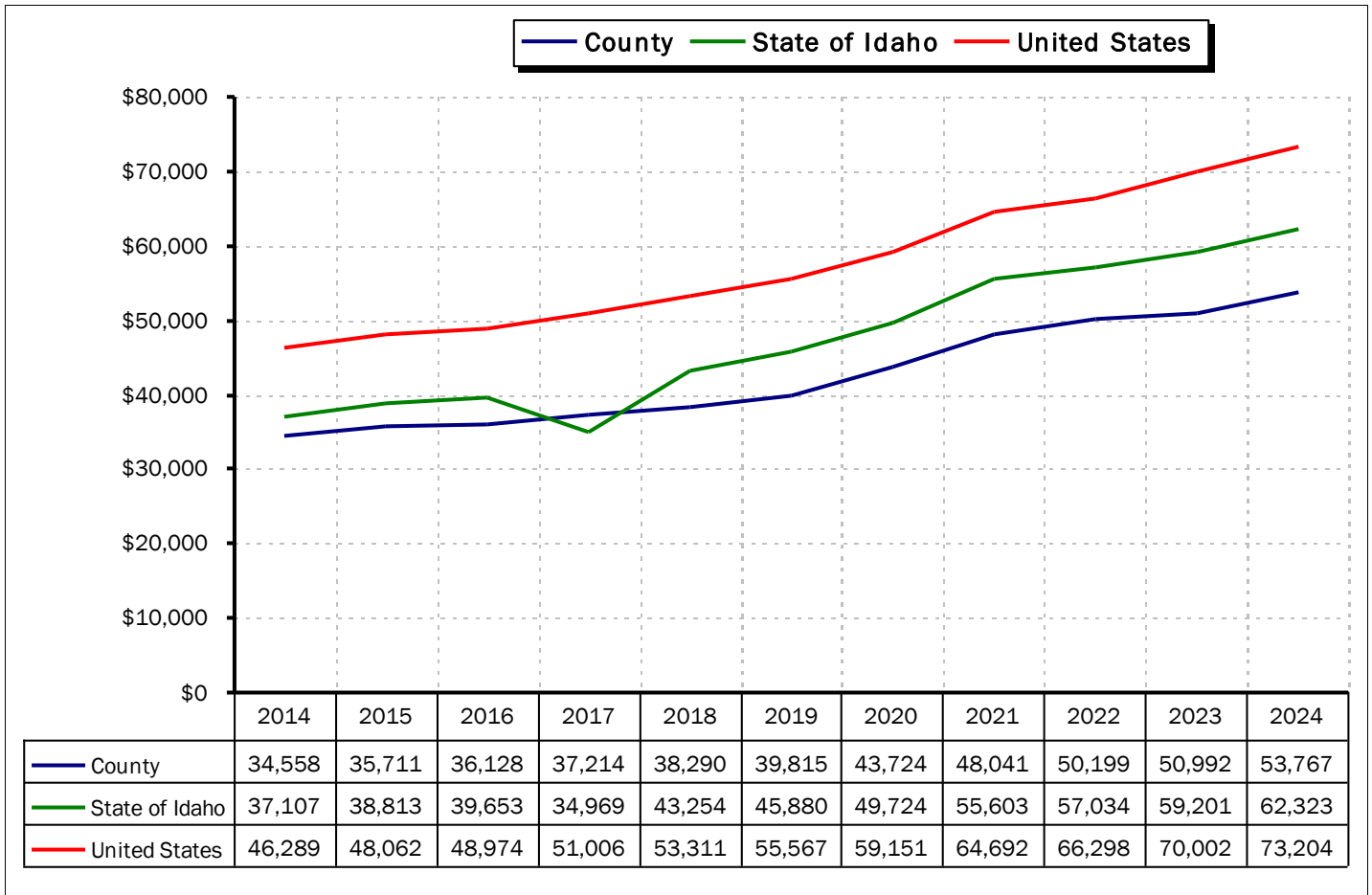
Source: Idaho Department of Labor- Quarterly Census of Employment Wages (QCEW)

## 6. Top Employers, 2024

Employer	Ownership	Employment Range
St. Lukes Magic Valley Regional Medical Center	Private	1,000 - 2,499
Twin Falls School District	Local government	1,000 - 2,499
Chobani	Private	1,000 - 2,499
College Of Southern Idaho	Local government	500 - 999
Lamb Weston	Private	500 - 999
Amalgamated Sugar Company	Private	250 - 499
Wal-mart	Private	250 - 499
Twin Falls County	Local government	250 - 499
Clif Bar	Private	250 - 499
City Of Twin Falls	Local government	250 - 499

NOTE: Only employers that have given the Department permission to release employment range data are listed.  
 Source: Idaho Department of Labor- Quarterly Census of Employment Wages (QCEW)

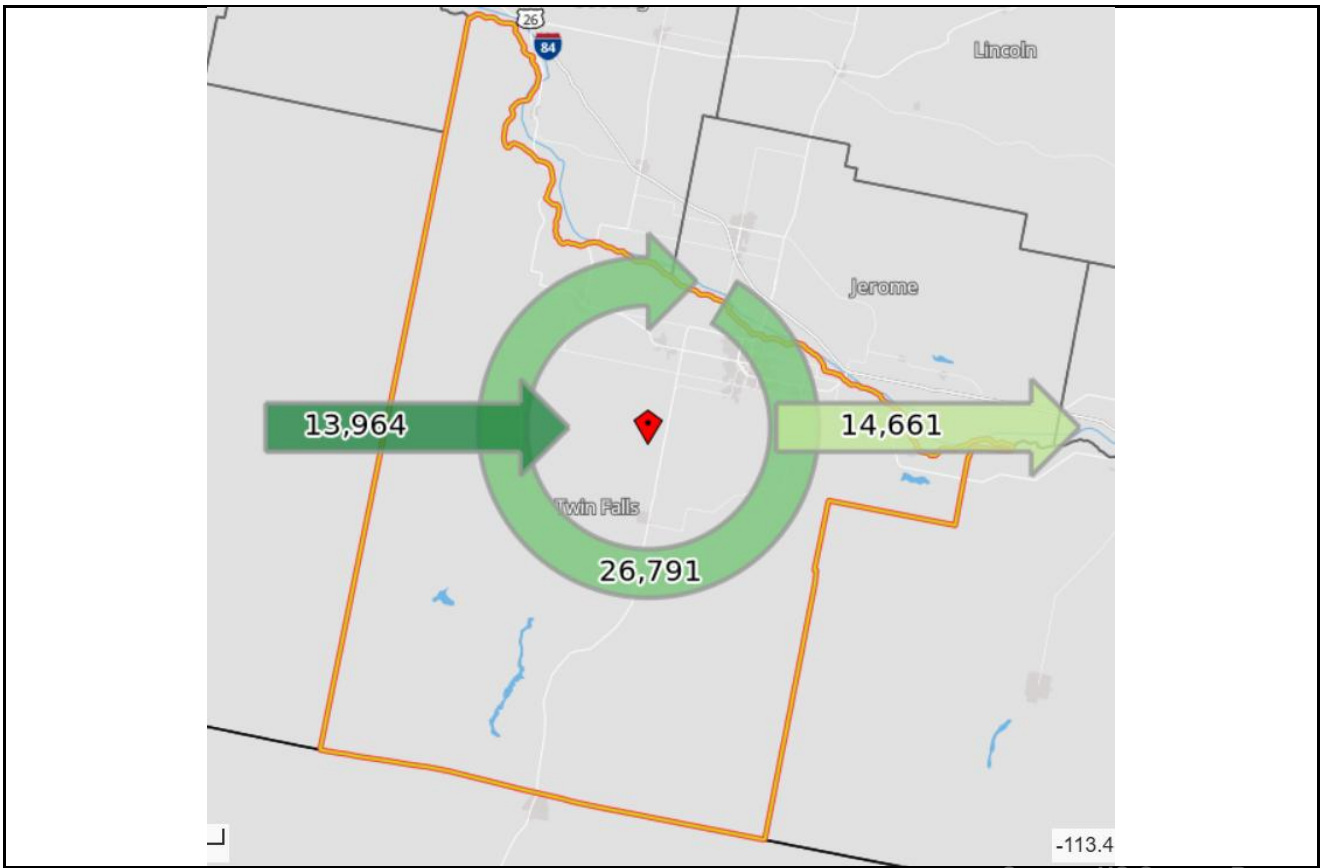
## 7. Per Capita Income, 2014 to 2024



Source: U.S. Bureau of Economic Analysis

### 8. Labor Force Commuting Patterns, 2023

It is estimated that 26,791 workers lived and worked in Twin Falls County in 2023. Another 13,964 workers were employed in Twin Falls County but lived outside, while 14,661 workers commuted to other counties for work.



Source: US Census Bureau

### 9. Top 10 Cities Where People Who Work in Twin Falls County Live, 2023

City of Residence	Count of All Jobs	Percentage of Total Jobs
Twin Falls	15,885	39.0%
Jerome	1,562	3.8%
Kimberly	1,417	3.5%
Buhl	1,353	3.3%
Filer	817	2.0%
Boise	664	1.6%
Burley	486	1.2%
Idaho Falls	389	1.0%
Meridian	377	0.9%
Hansen	323	0.8%

Note: "All Jobs" includes private and public sector jobs. It also includes a count of workers with multiple jobs. Source: US Census Bureau- Longitudinal Employer-Household Dynamics (LEHD)

**10. Top 10 Cities Where People Who Live in Twin Falls County Work, 2023**

City of Employment	Count of All Jobs	Percentage of Total Jobs
Twin Falls	20,476	49.4%
Boise	1,778	4.3%
Jerome	1,642	4.0%
Kimberly	812	2.0%
Buhl	803	1.9%
Burley	736	1.8%
Filer	545	1.3%
Meridian	538	1.3%
Pocatello	503	1.2%
Nampa	474	1.1%

Note: "All Jobs" includes private and public sector jobs. It also includes a count of workers with multiple jobs. Source: US Census Bureau- Longitudinal Employer-Household Dynamics (LEHD)

**For more information, Contact:**

**Seth Harrington**, Labor Economist, Idaho Department of Labor • 601 Pole Line Road, Twin Falls, ID 83301 • (208) 696 - 2364 • [seth.harrington@labor.idaho.gov](mailto:seth.harrington@labor.idaho.gov) • Labor Market Information website: [lmi.idaho.gov](http://lmi.idaho.gov)

--- Blank Page ---