

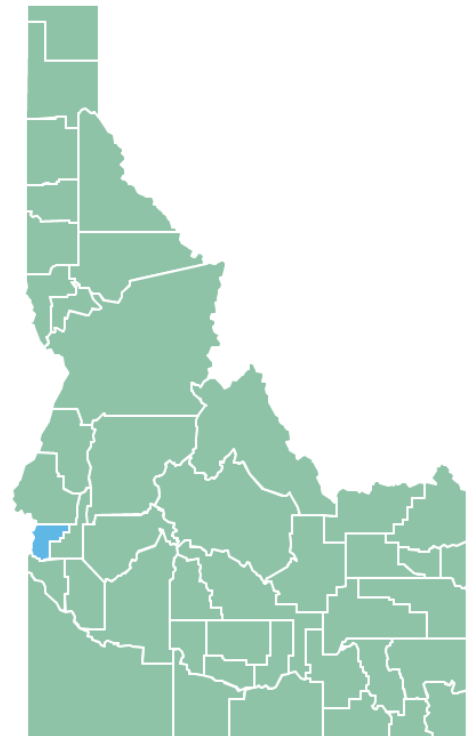


# Payette County Labor Force And Economic Profile

Last Updated: June 2026

## Payette County Economic Overview

<b>Civilian Labor Force (May 2026)</b>	<b>12,543</b>
<b>Unemployment Rate (May 2026)</b>	<b>4.4%</b>
<b>Population (2025)</b>	<b>27,824</b>
<b>Median Household Income (2024)</b>	<b>\$67,673</b>
<b>Per Capita Personal Income (2024)</b>	<b>\$52,912</b>
<b>Poverty Rate (2024)</b>	<b>10.2%</b>



Idaho Department of Labor

[labor.idaho.gov](https://labor.idaho.gov)



A proud partner of the

**americanjobcenter**  
network

The Idaho Department of Labor is an equal opportunity employer and service provider. Reasonable accommodations are available upon request. Dial 711 for Idaho Relay Service.

## 1. Payette County Demographic Characteristics, 2024 5-Year ACS

	Payette County	Payette County (%)	State of Idaho (%)	United States (%)
<b>Total Population</b>	26,771	100.0%	1,934,262	334,922,499
<b>Race and Ethnicity</b>				
White alone, not hispanic	21,960	82.0%	81.7%	61.0%
Black or African American alone, not hispanic	30	0.1%	0.8%	12.2%
Native American alone, not hispanic	223	0.8%	1.2%	0.9%
Asian alone, not hispanic	196	0.7%	1.4%	6.0%
Hispanic, or Latino (of any race)	4,790	17.9%	13.6%	19.3%
<b>Gender</b>				
Male	13,390	50.0%	50.3%	49.5%
Female	13,381	50.0%	49.7%	50.5%
<b>Age</b>				
Median age	38.9	-	37.3	38.9
Under 18 years	6,826	25.5%	24.1%	22.0%
Over 18 years	19,945	74.5%	75.9%	78.0%
21 years and over	18,239	68.1%	66.1%	68.9%
Over 65 years	5,288	19.8%	17.0%	17.2%
<b>Educational Attainment (Population 25 years and Over)</b>				
Less than 9th grade	884	3.3%	2.1%	3.2%
High school graduate (with equivalencies)	6,503	24.3%	17.3%	17.9%
Some college, no degree	4,139	15.5%	16.0%	13.1%
Associate's degree	1,933	7.2%	6.4%	6.1%
Bachelor's degree	2,225	8.3%	14.1%	14.9%
Graduate or professional degree	930	3.5%	7.0%	9.7%
<b>Median Household Income</b>	\$67,673	-	\$77,800	\$80,734

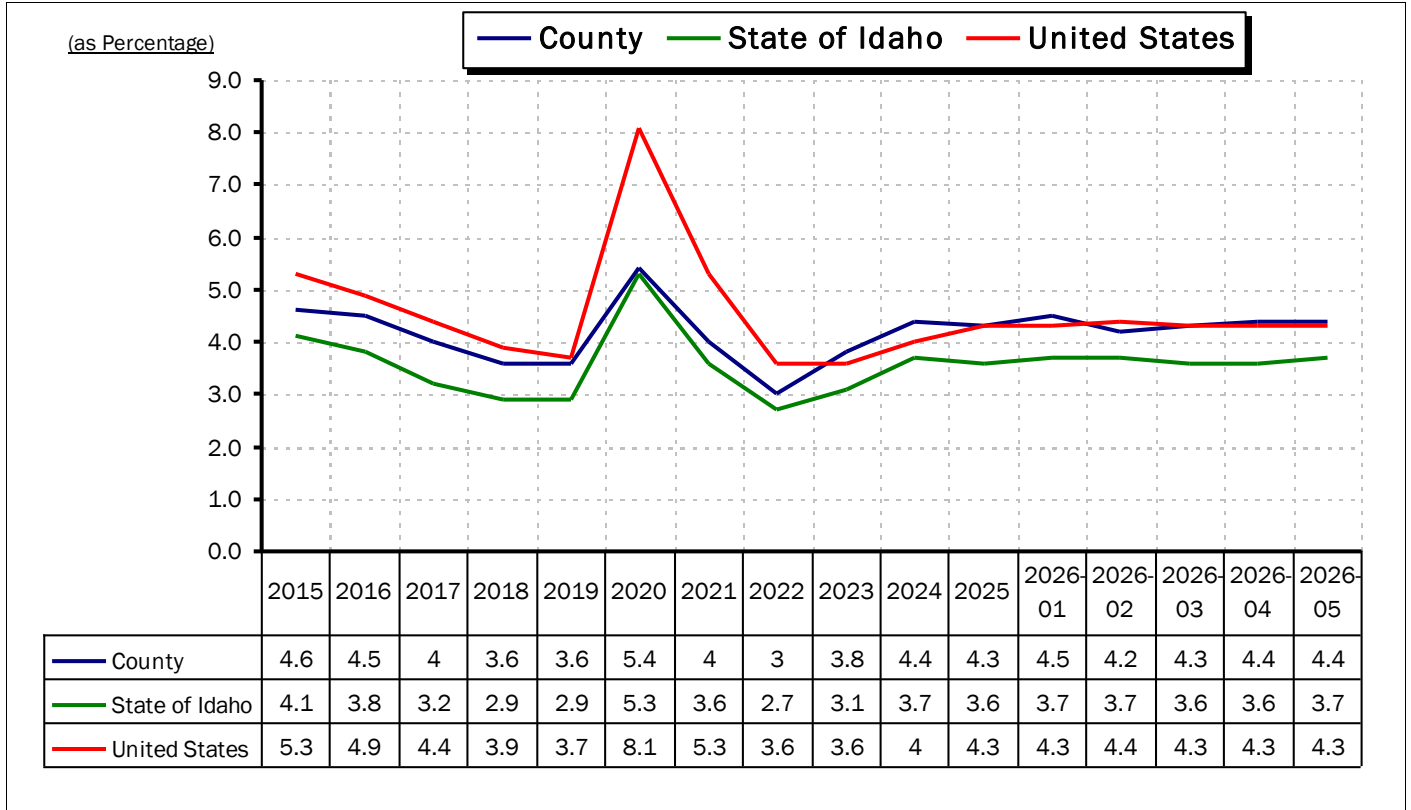
Source: US Census Bureau, American Community Survey 5-Year Estimates

## 2. Labor Force Growth, May 2025 to May 2026

	Labor Force	Employment	Unemployed	Unemployment Rate
<b>May 2026</b>	12,543	11,988	555	4.4%
<b>May 2025</b>	12,465	11,939	526	4.2%
<b>YoY % Change</b>	<b>0.6%</b>	<b>0.4%</b>	<b>5.5%</b>	<b>0.2%</b>

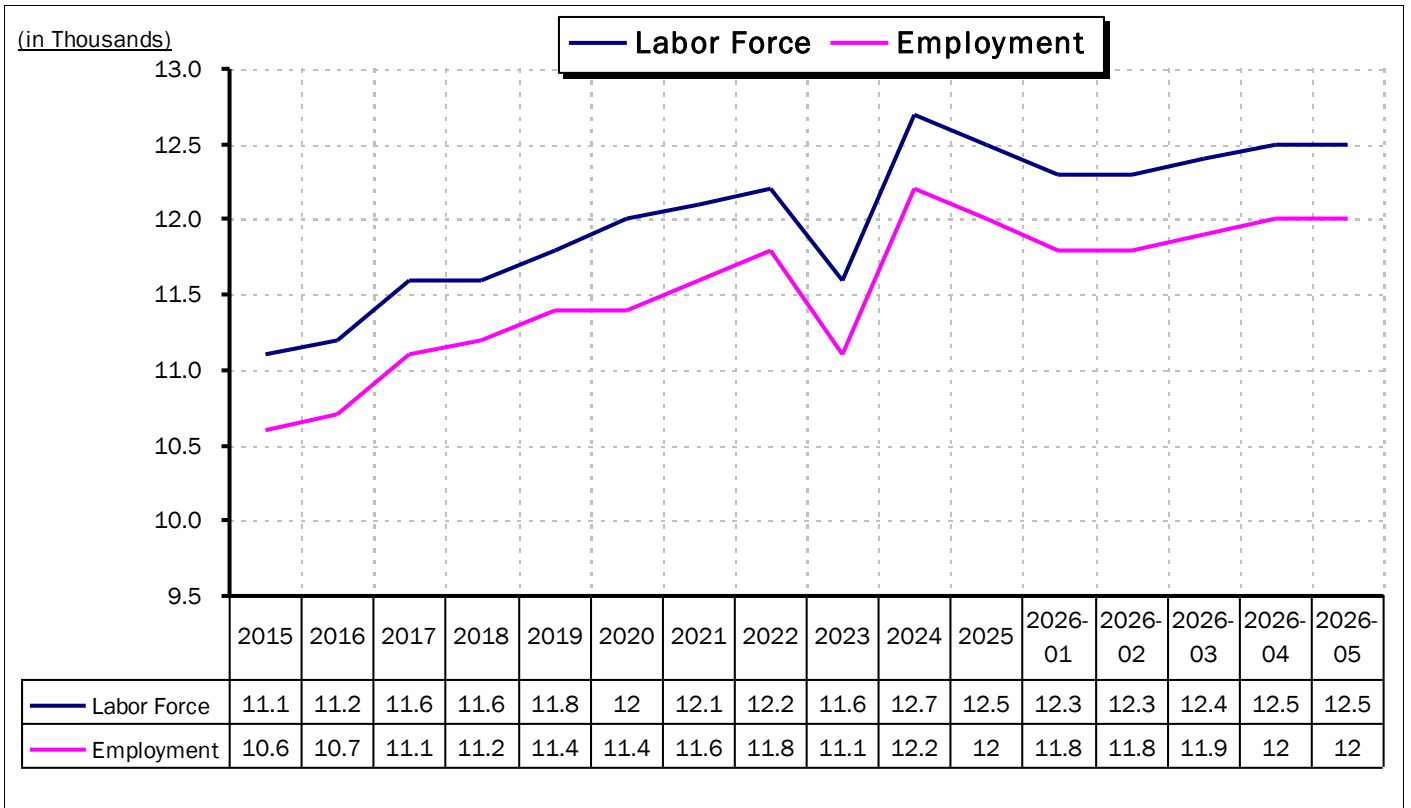
Source: Idaho Department of Labor- Local Area Unemployment Statistics (LAUS)

### 3. Seasonally-Adjusted Unemployment Rate, 2015 to May 2026



Source: Idaho Department of Labor- Local Area Unemployment Statistics (LAUS)

### 4. Seasonally-Adjusted Labor Force and Employment, 2015 to May 2026



Source: Idaho Department of Labor- Local Area Unemployment Statistics (LAUS)

## 5. Industry Employment and Wages, 2014, 2023, and 2024

Supersector	2014	2014	2023	2023	2024	2024
	Average Employment	Average Wages	Average Employment	Average Wages	Average Employment	Average Wages
Total Covered Wages	6,028	\$32,953	6,897	\$47,476	7,094	\$49,427
Natural Resources and Mining	468	\$26,443	334	\$43,261	334	\$44,533
Construction	234	\$31,488	398	\$48,937	483	\$63,624
Manufacturing	1,289	\$30,420	1,257	\$49,597	1,357	\$53,193
Trade,Transportation, and Utilities	919	\$36,393	1,144	\$54,582	1,109	\$53,448
Information	362	\$55,222	43	\$114,342	28	\$72,092
Financial Activities	239	\$51,464	277	\$53,946	283	\$56,122
Professional and Business Services	475	\$27,547	686	\$53,118	703	\$51,227
Education and Health Services	1,222	\$33,741	1,579	\$47,181	1,604	\$49,565
Leisure and Hospitality	203	\$11,144	475	\$19,520	495	\$19,548
Other Services	234	\$21,430	322	\$39,410	317	\$42,177
Public Administration	383	\$32,265	382	\$41,803	381	\$44,917

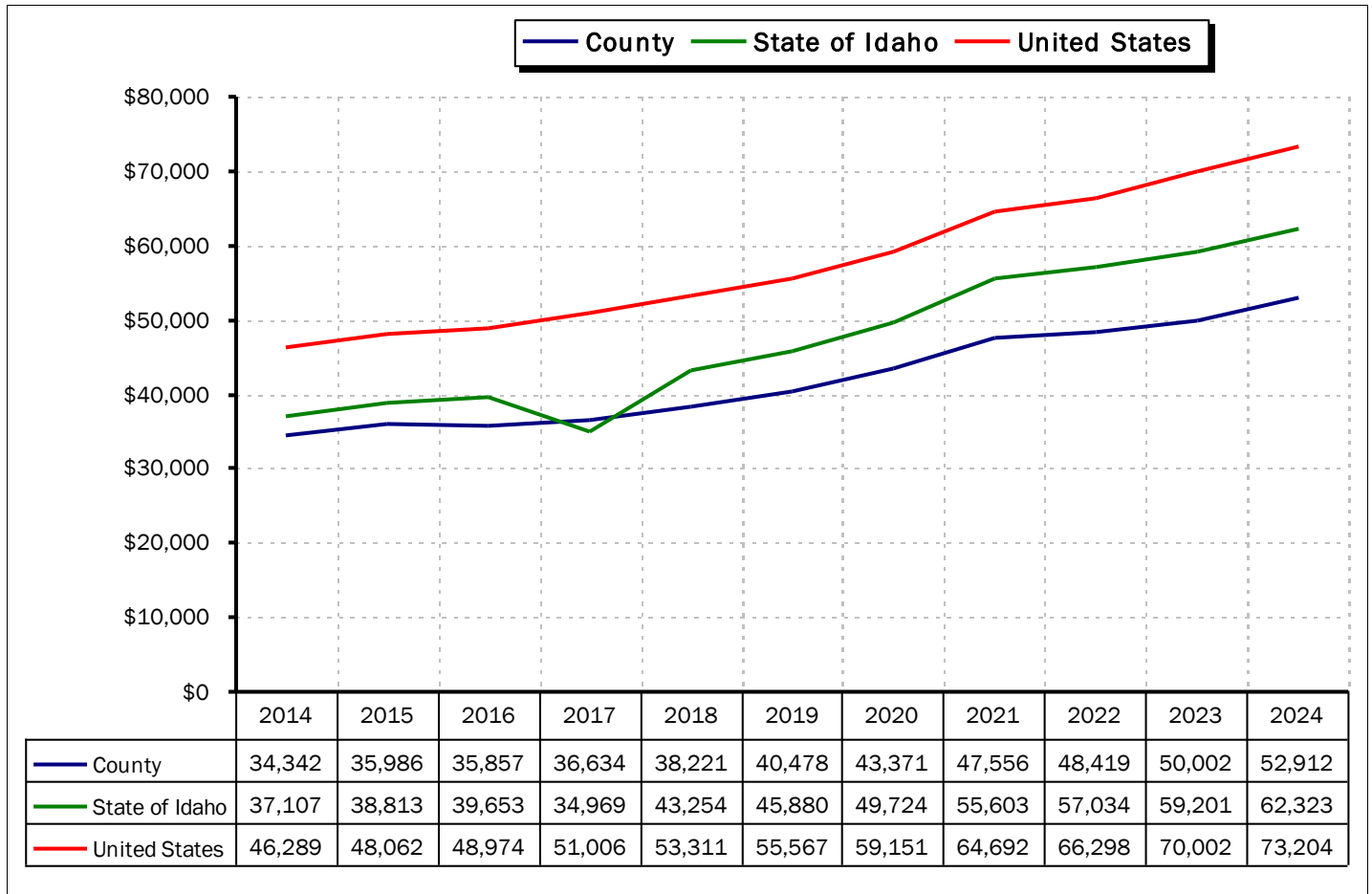
Source: Idaho Department of Labor- Quarterly Census of Employment Wages (QCEW)

## 6. Top Employers, 2024

Employer	Ownership	Employment Range
Woodgrain Millwork	Private	250 - 499
Dickinson Frozen Foods	Private	250 - 499
Fruitland School District	Local government	100 - 249
Payette School District	Local government	100 - 249
Swire Pacific Holdings	Private	100 - 249
New Plymouth School District	Local government	100 - 249
Payette County	Local government	100 - 249
American Staffing	Private	100 - 249
Western Idaho Community Action	Private	100 - 249
St. Luke's Regional Medical Center	Private	100 - 249

NOTE: Only employers that have given the Department permission to release employment range data are listed.  
 Source: Idaho Department of Labor- Quarterly Census of Employment Wages (QCEW)

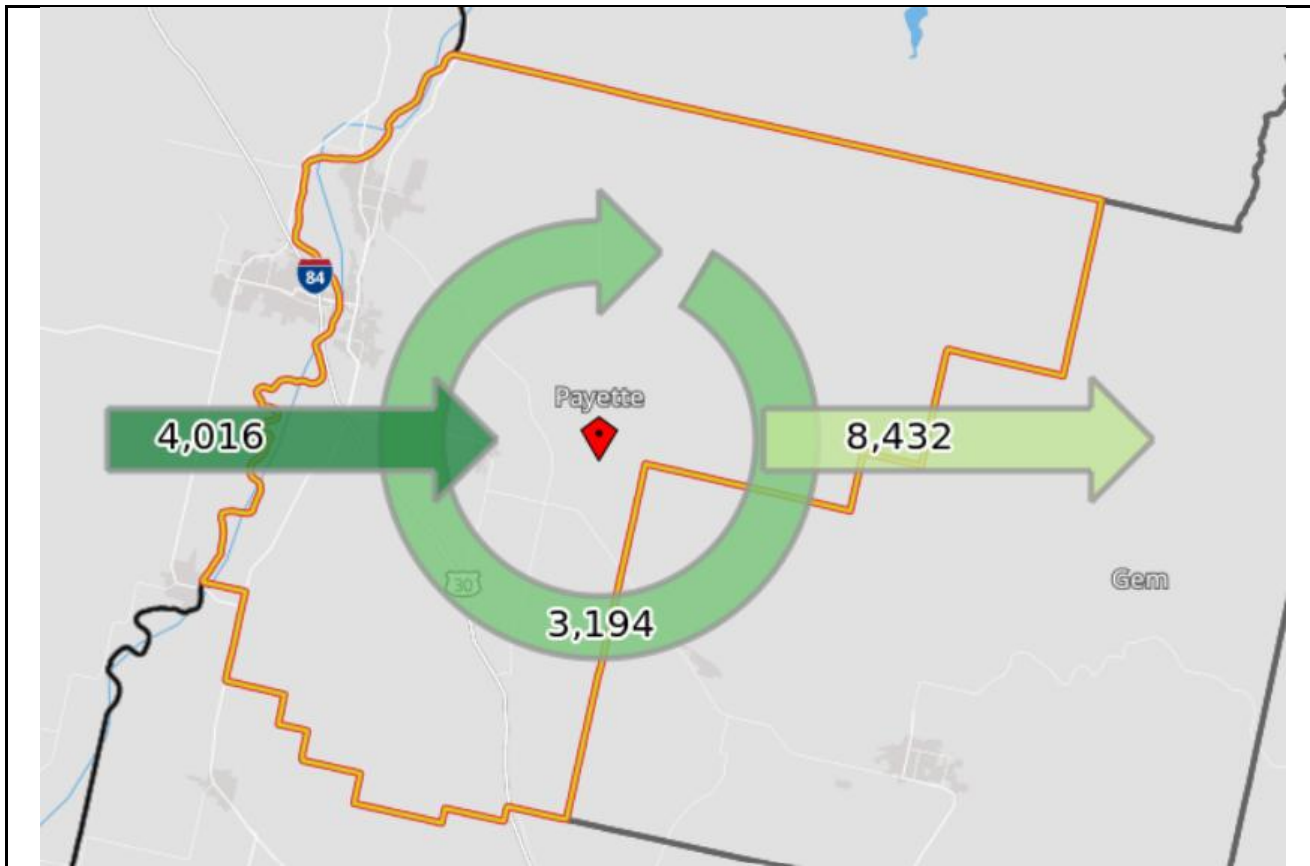
## 7. Per Capita Income, 2014 to 2024



Source: U.S. Bureau of Economic Analysis

### 8. Labor Force Commuting Patterns, 2023

It is estimated that 3,194 workers lived and worked in Payette County in 2023. Another 4,016 workers were employed in Payette County but lived outside, while 8,432 workers commuted to other counties for work.



Source: US Census Bureau

### 9. Top 10 Cities Where People Who Work in Payette County Live, 2023

City of Residence	Count of All Jobs	Percentage of Total Jobs
Payette city, ID	1,007	14.0%
Fruitland city, ID	793	11.0%
Ontario city, OR	454	6.3%
Nampa city, ID	374	5.2%
Caldwell city, ID	278	3.9%
Meridian city, ID	231	3.2%
Boise City city, ID	230	3.2%
New Plymouth city, ID	197	2.7%
Weiser city, ID	192	2.7%
Emmett city, ID	86	1.2%

Note: "All Jobs" includes private and public sector jobs. It also includes a count of workers with multiple jobs. Source: US Census Bureau- Longitudinal Employer-Household Dynamics (LEHD)

## 10. Top 10 Cities Where People Who Live in Payette County Work, 2023

City of Employment	Count of All Jobs	Percentage of Total Jobs
Ontario city, OR	1,987	17.1%
Boise	1,448	12.5%
Fruitland	1,314	11.3%
Payette	934	8.0%
Nampa	693	6.0%
Meridian	547	4.7%
Caldwell	450	3.9%
New Plymouth	238	2.0%
Weiser	220	1.9%
Twin Falls	132	1.1%

Note: "All Jobs" includes private and public sector jobs. It also includes a count of workers with multiple jobs. Source: US Census Bureau- Longitudinal Employer-Household Dynamics (LEHD)

### For more Information, Contact:

**Knox Freedman**, Labor Economist, Idaho Department of Labor • 317 West Main Street, Boise, ID 83735 • (208) 696 - 2547 • [knox.freedman@labor.idaho.gov](mailto:knox.freedman@labor.idaho.gov) • Labor Market Information website: [lmi.idaho.gov](http://lmi.idaho.gov)

**--- Blank Page ---**