Butte County Labor Force And Economic Profile

Last Updated: October 2026

Butte County Economic Overview

Civilian Labor Force (Sep 2026)	1,238
Unemployment Rate (Sep 2026)	4.0%
Population (2025)	2,783
Median Household Income (2024)	$53,015
Per Capita Personal Income (2024)	$57,063
Poverty Rate (2024)	19.3%

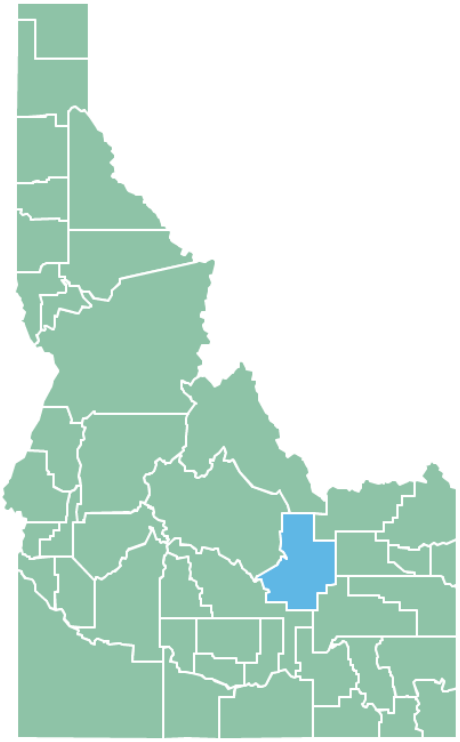

The Idaho Department of Labor is an equal opportunity employer and service provider. Reasonable accommodations are available upon request. Dial 711 for Idaho Relay Service.

1. Butte County Demographic Characteristics, 2024 5-Year ACS

	Butte County	Butte County (%)	State of Idaho (%)	United States (%)
Total Population	2,684	100.0%	1,934,262	334,922,499
Race and Ethnicity				
White alone, not hispanic	2,457	91.5%	81.7%	61.0%
Black or African American alone, not hispanic	0	0.0%	0.8%	12.2%
Native American alone, not hispanic	12	0.4%	1.2%	0.9%
Asian alone, not hispanic	0	0.0%	1.4%	6.0%
Hispanic, or Latino (of any race)	173	6.4%	13.6%	19.3%
Gender				
Male	1,348	50.2%	50.3%	49.5%
Female	1,336	49.8%	49.7%	50.5%
Age				
Median age	41.3	-	37.3	38.9
Under 18 years	660	24.6%	24.1%	22.0%
Over 18 years	2,024	75.4%	75.9%	78.0%
21 years and over	1,852	69.0%	66.1%	68.9%
Over 65 years	544	20.3%	17.0%	17.2%
Educational Attainment (Population 25 years and Over)				
Less than 9th grade	67	2.5%	2.1%	3.2%
High school graduate (with equivalencies)	545	20.3%	17.3%	17.9%
Some college, no degree	398	14.8%	16.0%	13.1%
Associate's degree	382	14.2%	6.4%	6.1%
Bachelor's degree	223	8.3%	14.1%	14.9%
Graduate or professional degree	102	3.8%	7.0%	9.7%
Median Household Income	$53,015	-	$77,800	$80,734

Source: US Census Bureau, American Community Survey 5-Year Estimates

2. Labor Force Growth, September 2025 to September 2026

	Labor Force	Employment	Unemployed	Unemployment Rate
September 2026	1,238	1,189	49	4.0%
September 2025	1,245	1,201	44	3.5%
YoY % Change	-0.6%	-1.0%	11.4%	0.5%

Source: Idaho Department of Labor- Local Area Unemployment Statistics (LAUS)

3. Seasonally-Adjusted Unemployment Rate, 2015 to September 2026

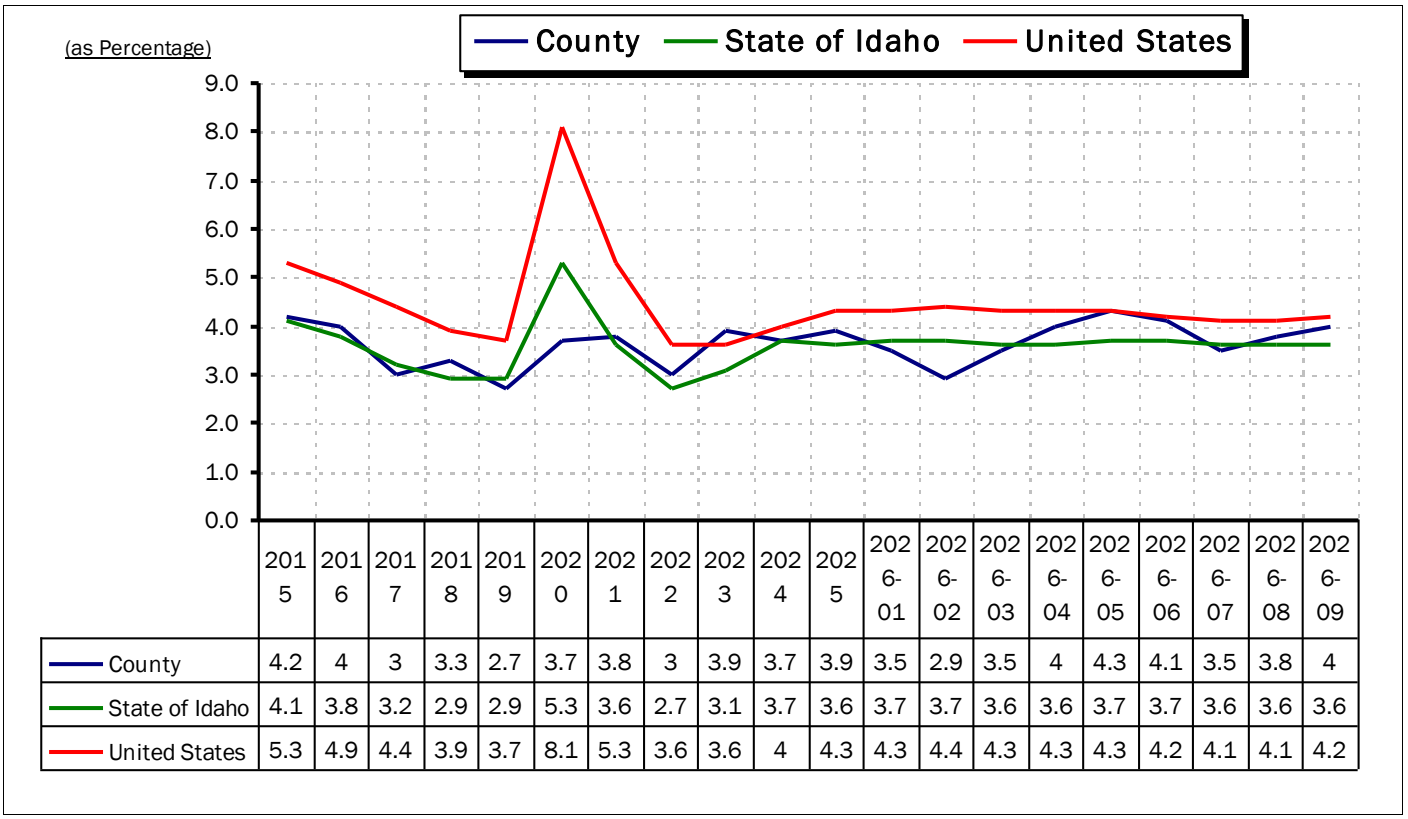

	2015	2016	2017	2018	2019	2020	2021	2022	2023	2024	2025	2026-01	2026-02	2026-03	2026-04	2026-05	2026-06	2026-07	2026-08	2026-09
County	4.2	4	3	3.3	2.7	3.7	3.8	3	3.9	3.7	3.9	3.5	2.9	3.5	4	4.3	4.1	3.5	3.8	4
State of Idaho	4.1	3.8	3.2	2.9	2.9	5.3	3.6	2.7	3.1	3.7	3.6	3.7	3.7	3.6	3.6	3.7	3.7	3.6	3.6	3.6
United States	5.3	4.9	4.4	3.9	3.7	8.1	5.3	3.6	3.6	4	4.3	4.3	4.4	4.3	4.3	4.3	4.2	4.1	4.1	4.2

Source: Idaho Department of Labor- Local Area Unemployment Statistics (LAUS)

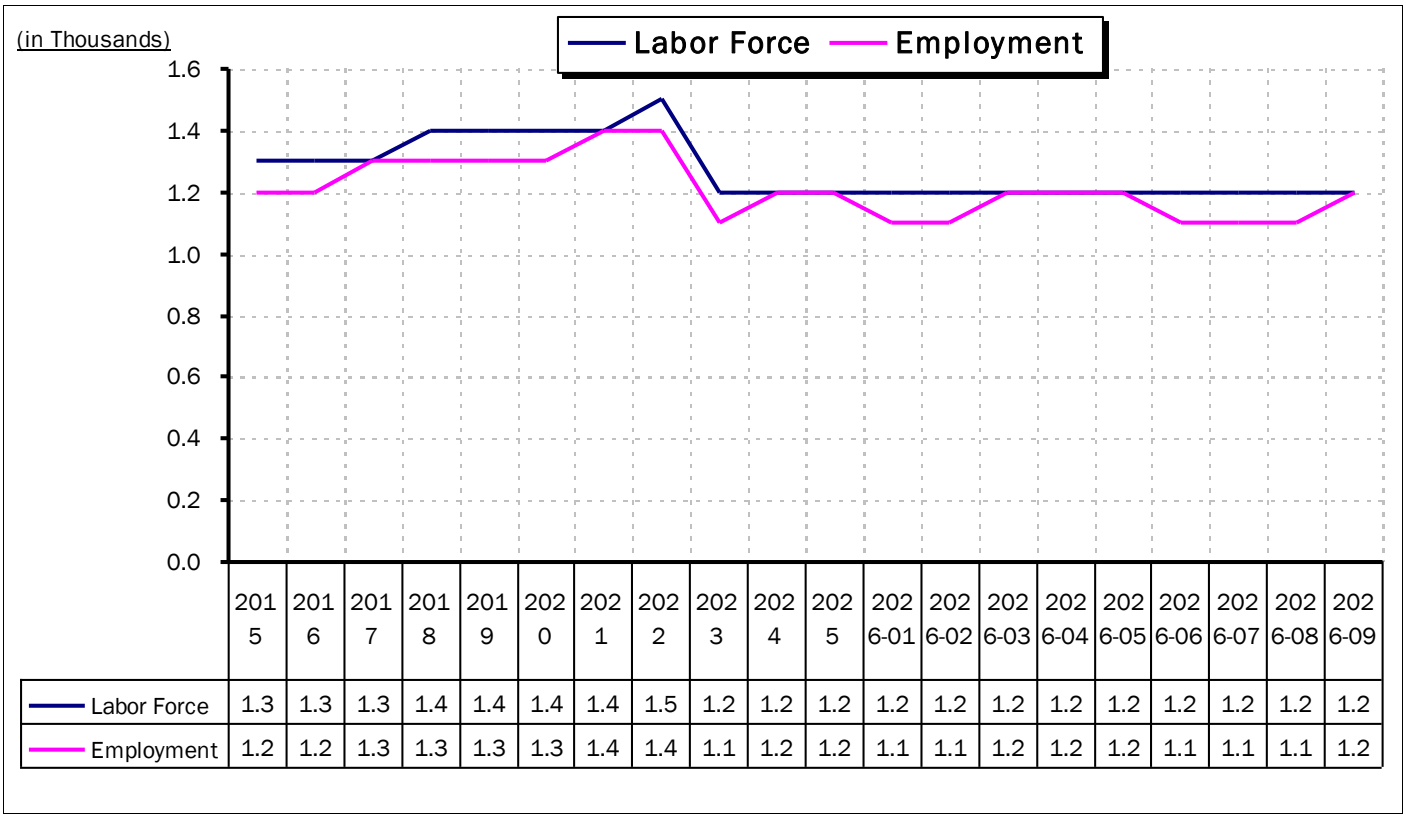

	2015	2016	2017	2018	2019	2020	2021	2022	2023	2024	2025	2026-01	2026-02	2026-03	2026-04	2026-05	2026-06	2026-07	2026-08	2026-09
Labor Force	1.3	1.3	1.3	1.4	1.4	1.4	1.4	1.5	1.2	1.2	1.2	1.2	1.2	1.2	1.2	1.2	1.2	1.2	1.2	1.2
Employment	1.2	1.2	1.3	1.3	1.3	1.3	1.4	1.4	1.1	1.2	1.2	1.1	1.1	1.2	1.2	1.2	1.1	1.1	1.1	1.2

Source: Idaho Department of Labor- Local Area Unemployment Statistics (LAUS)

5. Industry Employment and Wages, 2015, 2024, and 2025

Supersector	2015 Average Employment	2015 Average Wages	2024 Average Employment	2024 Average Wages	2025 Average Employment	2025 Average Wages
Total Covered Wages	7,392	$86,451	10,215	$115,326	10,271	$119,576
Natural Resources and Mining	33	$28,031	46	$39,889	39	$45,425
Construction			235	$89,606		
Manufacturing	46	$40,832	50	$56,157	55	$57,249
Trade,Transportation, and Utilities	127	$28,408	190	$45,779	192	$45,598
Information	19	$38,286	28	$64,042	26	$66,890
Financial Activities	45	$75,124	8	$38,476	10	$54,061
Professional and Business Services	6,731	$91,284	9,224	$121,688	9,255	$126,099
Education and Health Services	172	$32,105	217	$38,555	232	$39,656
Leisure and Hospitality	66	$24,361	83	$35,405	72	$37,708
Other Services	14	$51,368	34	$50,859	45	$49,830
Public Administration	104	$47,203	99	$60,152	95	$62,526

Source: Idaho Department of Labor- Quarterly Census of Employment Wages (QCEW)

6. Top Employers, 2025

Employer	Ownership	Employment Range
Battelle Energy Alliance Llc	Private	5,000 - 7,499
Fluor Marine Propulsion Llc	Private	1,000 - 2,499
Lost Rivers Medical Center	Private	100 - 249
Butte County Joint School District	Local Government	050 - 099
Butte County	Local Government	010 - 049
Milk Specialties Company Inc	Private	010 - 049
Ralph L Wadsworth Construction Llc	Private	010 - 049
Jelydo Inc	Private	010 - 049
Lockheed Martin Co	Private	010 - 049
Edgewater Federal Solutions	Private	010 - 049

NOTE: Only employers that have given the Department permission to release employment range data are listed.
Source: Idaho Department of Labor- Quarterly Census of Employment Wages (QCEW)

7. Per Capita Income, 2014 to 2024

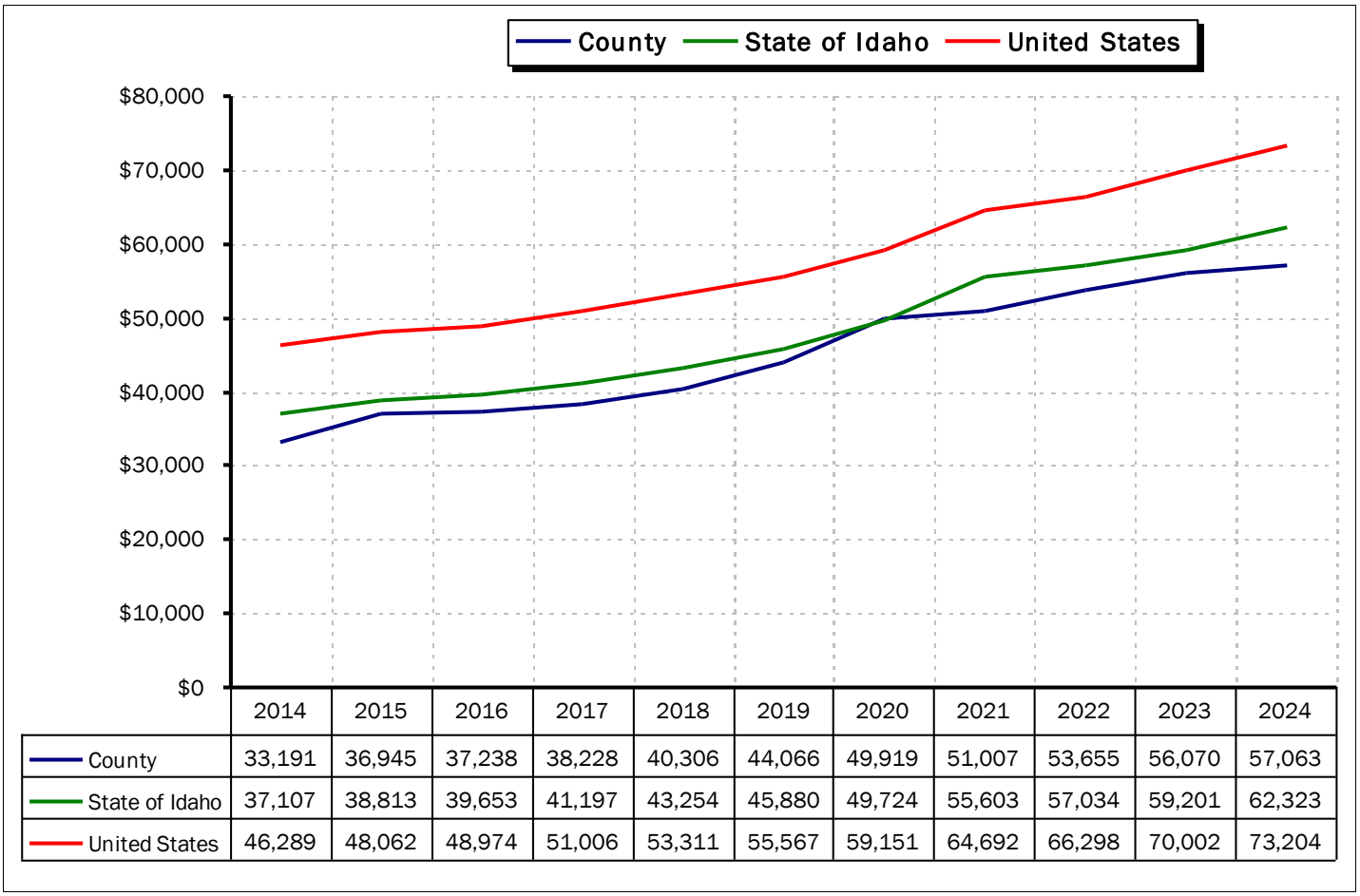

	2014	2015	2016	2017	2018	2019	2020	2021	2022	2023	2024
County	33,191	36,945	37,238	38,228	40,306	44,066	49,919	51,007	53,655	56,070	57,063
State of Idaho	37,107	38,813	39,653	41,197	43,254	45,880	49,724	55,603	57,034	59,201	62,323
United States	46,289	48,062	48,974	51,006	53,311	55,567	59,151	64,692	66,298	70,002	73,204

Source: U.S. Bureau of Economic Analysis

8. Labor Force Commuting Patterns, 2023

It is estimated that 403 workers lived and worked in Butte County in 2023. Another 264 workers were employed in Butte County but lived outside, while 613 workers commuted to other counties for work.

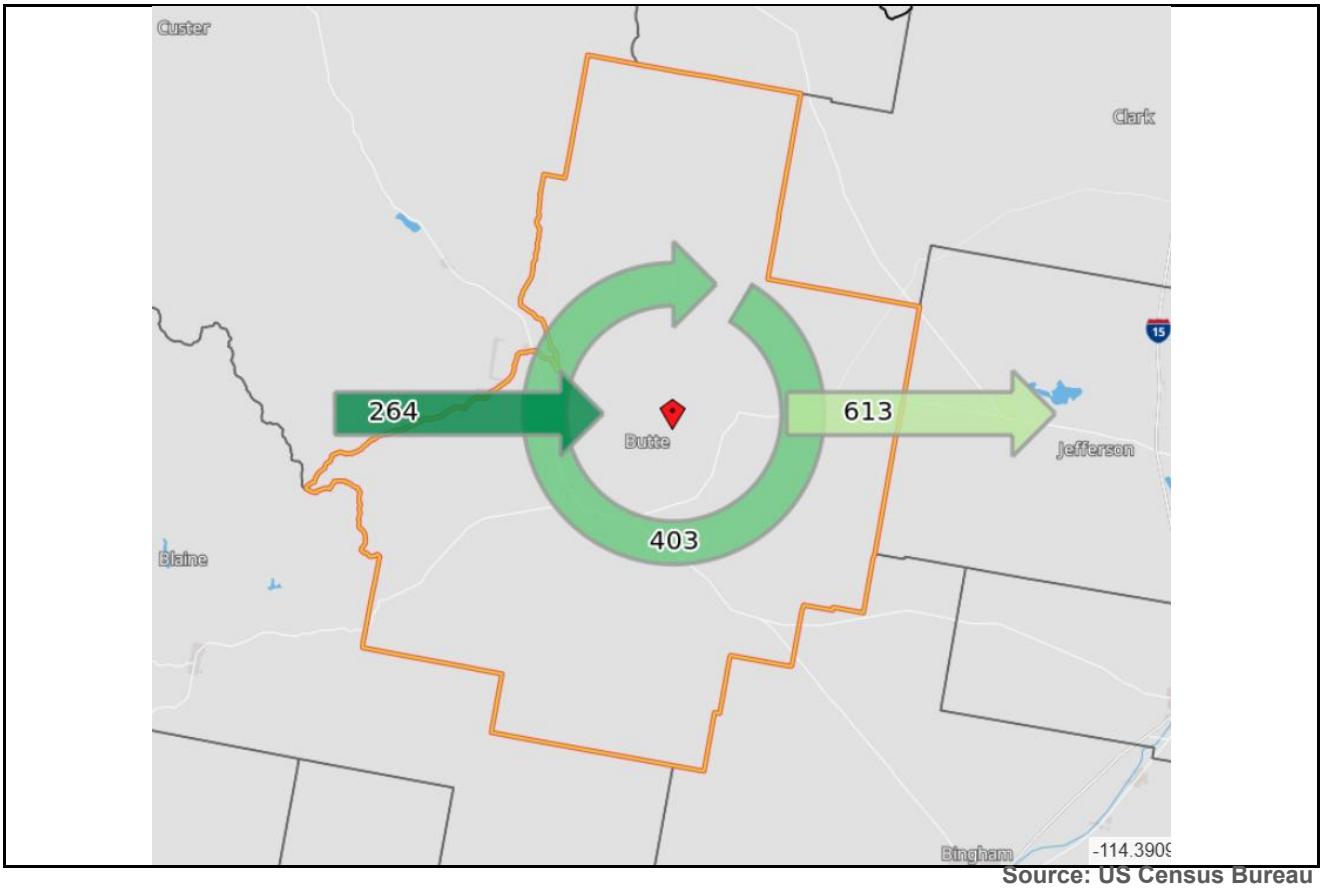

Source: US Census Bureau

9. Top 10 Cities Where People Who Work in Butte County Live, 2023

City of Residence	Count of All Jobs	Percentage of Total Jobs
Arco	137	20.5%
Idaho Falls	29	4.3%
Moore	29	4.3%
Pocatello	27	4.0%
Blackfoot	14	2.1%
Butte City	14	2.1%
Chubbuck	9	1.3%
Challis	8	1.2%
Twin Falls	7	1.0%
Ammon	4	0.6%

Note: "All Jobs" includes private and public sector jobs. It also includes a count of workers with multiple jobs. Source: US Census Bureau- Longitudinal Employer-Household Dynamics (LEHD)

10. Top 10 Cities Where People Who Live in Butte County Work, 2023

City of Employment	Count of All Jobs	Percentage of Total Jobs
Arco	306	30.1%
Idaho Falls	193	19.0%
Boise	42	4.1%
Pocatello	25	2.5%
Challis	23	2.3%
Mackay	21	2.1%
Meridian	14	1.4%
Burley	9	0.9%
Twin Falls	9	0.9%
Blackfoot	8	0.8%

Note: "All Jobs" includes private and public sector jobs. It also includes a count of workers with multiple jobs. Source: US Census Bureau- Longitudinal Employer-Household Dynamics (LEHD)

For more Information, Contact:

Ryan Whitesides , Labor Economist, Idaho Department of Labor • 1515 East Lincoln Road, Idaho Falls, ID 83401 • (208) 696 - 2347 • ryan.whitesides@labor.idaho.gov • Labor Market Information website: lmi.idaho.gov

--- Blank Page ---