Clark County Labor Force And Economic Profile

Last Updated: October 2026

Clark County Economic Overview

Civilian Labor Force (Sep 2026)	360
Unemployment Rate (Sep 2026)	4.2%
Population (2025)	783
Median Household Income (2024)	$55,208
Per Capita Personal Income (2024)	$52,819
Poverty Rate (2024)	11.7%

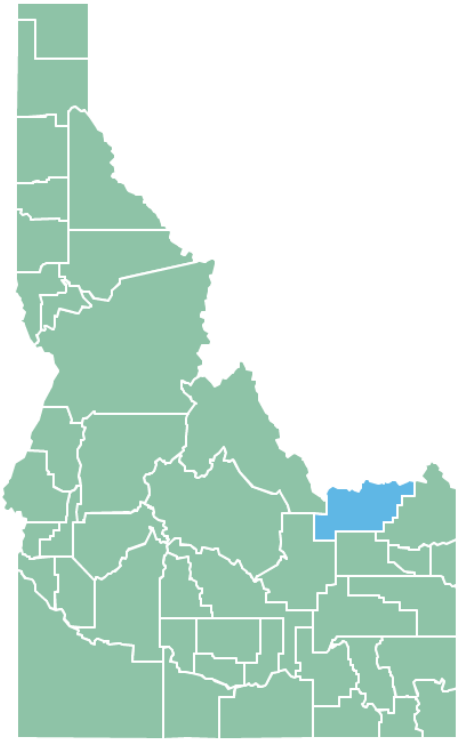

The Idaho Department of Labor is an equal opportunity employer and service provider. Reasonable accommodations are available upon request. Dial 711 for Idaho Relay Service.

1. Clark County Demographic Characteristics, 2024 5-Year ACS

	Clark County	Clark County (%)	State of Idaho (%)	United States (%)
Total Population	849	100.0%	1,934,262	334,922,499
Race and Ethnicity				
White alone, not hispanic	598	70.4%	81.7%	61.0%
Black or African American alone, not hispanic	0	0.0%	0.8%	12.2%
Native American alone, not hispanic	1	0.1%	1.2%	0.9%
Asian alone, not hispanic	0	0.0%	1.4%	6.0%
Hispanic, or Latino (of any race)	244	28.7%	13.6%	19.3%
Gender				
Male	454	53.5%	50.3%	49.5%
Female	395	46.5%	49.7%	50.5%
Age				
Median age	31.1	-	37.3	38.9
Under 18 years	242	28.5%	24.1%	22.0%
Over 18 years	607	71.5%	75.9%	78.0%
21 years and over	503	59.2%	66.1%	68.9%
Over 65 years	103	12.1%	17.0%	17.2%
Educational Attainment (Population 25 years and Over)				
Less than 9th grade	42	4.9%	2.1%	3.2%
High school graduate (with equivalencies)	135	15.9%	17.3%	17.9%
Some college, no degree	120	14.1%	16.0%	13.1%
Associate's degree	16	1.9%	6.4%	6.1%
Bachelor's degree	80	9.4%	14.1%	14.9%
Graduate or professional degree	23	2.7%	7.0%	9.7%
Median Household Income	$55,208	-	$77,800	$80,734

Source: US Census Bureau, American Community Survey 5-Year Estimates

2. Labor Force Growth, September 2025 to September 2026

	Labor Force	Employment	Unemployed	Unemployment Rate
September 2026	360	345	15	4.2%
September 2025	352	337	15	4.3%
YoY % Change	2.3%	2.4%	0.0%	-0.1%

Source: Idaho Department of Labor- Local Area Unemployment Statistics (LAUS)

3. Seasonally-Adjusted Unemployment Rate, 2015 to September 2026

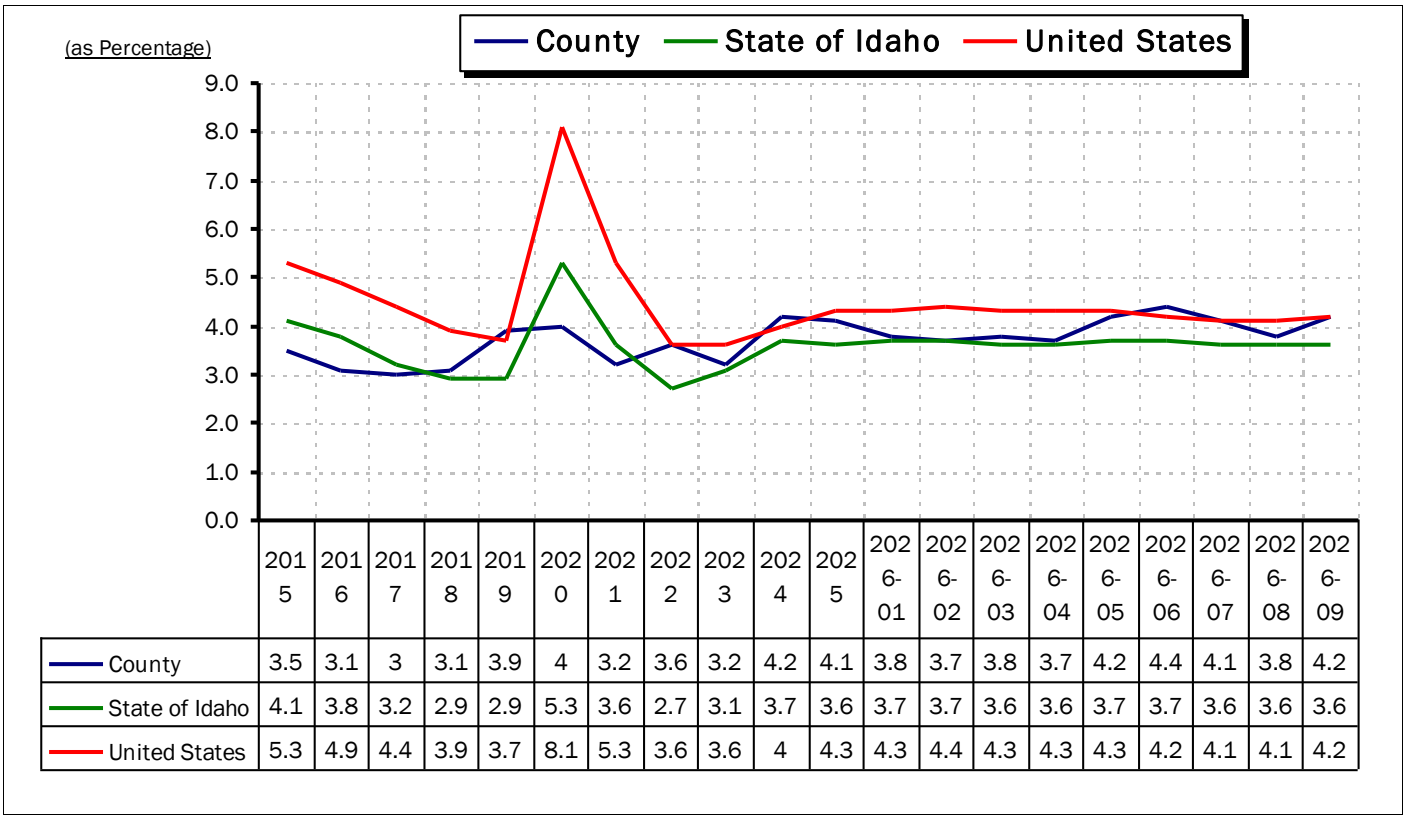

	2015	2016	2017	2018	2019	2020	2021	2022	2023	2024	2025	2026-01	2026-02	2026-03	2026-04	2026-05	2026-06	2026-07	2026-08	2026-09
County	3.5	3.1	3	3.1	3.9	4	3.2	3.6	3.2	4.2	4.1	3.8	3.7	3.8	3.7	4.2	4.4	4.1	3.8	4.2
State of Idaho	4.1	3.8	3.2	2.9	2.9	5.3	3.6	2.7	3.1	3.7	3.6	3.7	3.7	3.6	3.6	3.7	3.7	3.6	3.6	3.6
United States	5.3	4.9	4.4	3.9	3.7	8.1	5.3	3.6	3.6	4	4.3	4.3	4.4	4.3	4.3	4.3	4.2	4.1	4.1	4.2

Source: Idaho Department of Labor- Local Area Unemployment Statistics (LAUS)

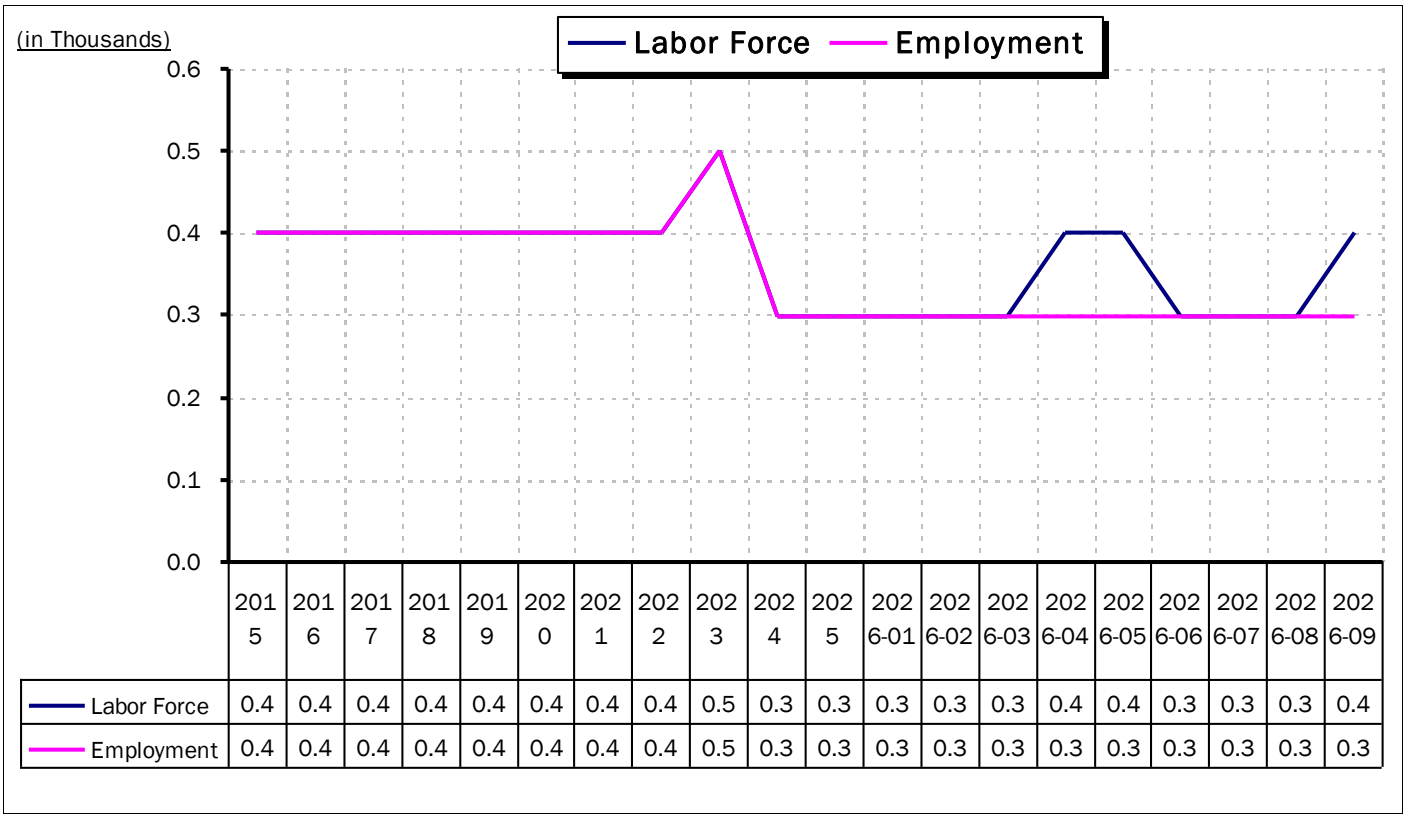

	2015	2016	2017	2018	2019	2020	2021	2022	2023	2024	2025	2026-01	2026-02	2026-03	2026-04	2026-05	2026-06	2026-07	2026-08	2026-09
Labor Force	0.4	0.4	0.4	0.4	0.4	0.4	0.4	0.4	0.5	0.3	0.3	0.3	0.3	0.3	0.4	0.4	0.3	0.3	0.3	0.4
Employment	0.4	0.4	0.4	0.4	0.4	0.4	0.4	0.4	0.5	0.3	0.3	0.3	0.3	0.3	0.3	0.3	0.3	0.3	0.3	0.3

Source: Idaho Department of Labor- Local Area Unemployment Statistics (LAUS)

5. Industry Employment and Wages, 2015, 2024, and 2025

Supersector	2015 Average Employment	2015 Average Wages	2024 Average Employment	2024 Average Wages	2025 Average Employment	2025 Average Wages
Total Covered Wages	426	$39,569	302	$61,650	298	$66,509
Natural Resources and Mining	134	$35,695	53	$52,026	50	$59,960
Construction						
Manufacturing						
Trade,Transportation, and Utilities	57	$47,028	78	$76,683	80	$86,276
Information	12	$27,625				
Financial Activities	8	$67,882				
Professional and Business Services			9	$169,089	7	$275,141
Education and Health Services	45	$28,770	42	$36,438	43	$38,402
Leisure and Hospitality						
Other Services						
Public Administration	82	$33,795	6	$55,126	77	$54,056

Source: Idaho Department of Labor- Quarterly Census of Employment Wages (QCEW)

6. Top Employers, 2025

Employer	Ownership	Employment Range
Clark County School District	Local Government	010 - 049
Clark County	Local Government	010 - 049
Dubois Travel Stop	Private	010 - 049
Egan Land And Cattle Llc	Private	010 - 049
Us Department Of Agriculture	Federal Government	010 - 049
Us Forest Service	Federal Government	010 - 049
Silver K Trucking Llc	Private	010 - 049
Mud Lake Telephone Cooperative	Private	
Transportation Department	State Government	001 - 009
City Of Dubois	Local Government	001 - 009

NOTE: Only employers that have given the Department permission to release employment range data are listed.
Source: Idaho Department of Labor- Quarterly Census of Employment Wages (QCEW)

7. Per Capita Income, 2014 to 2024

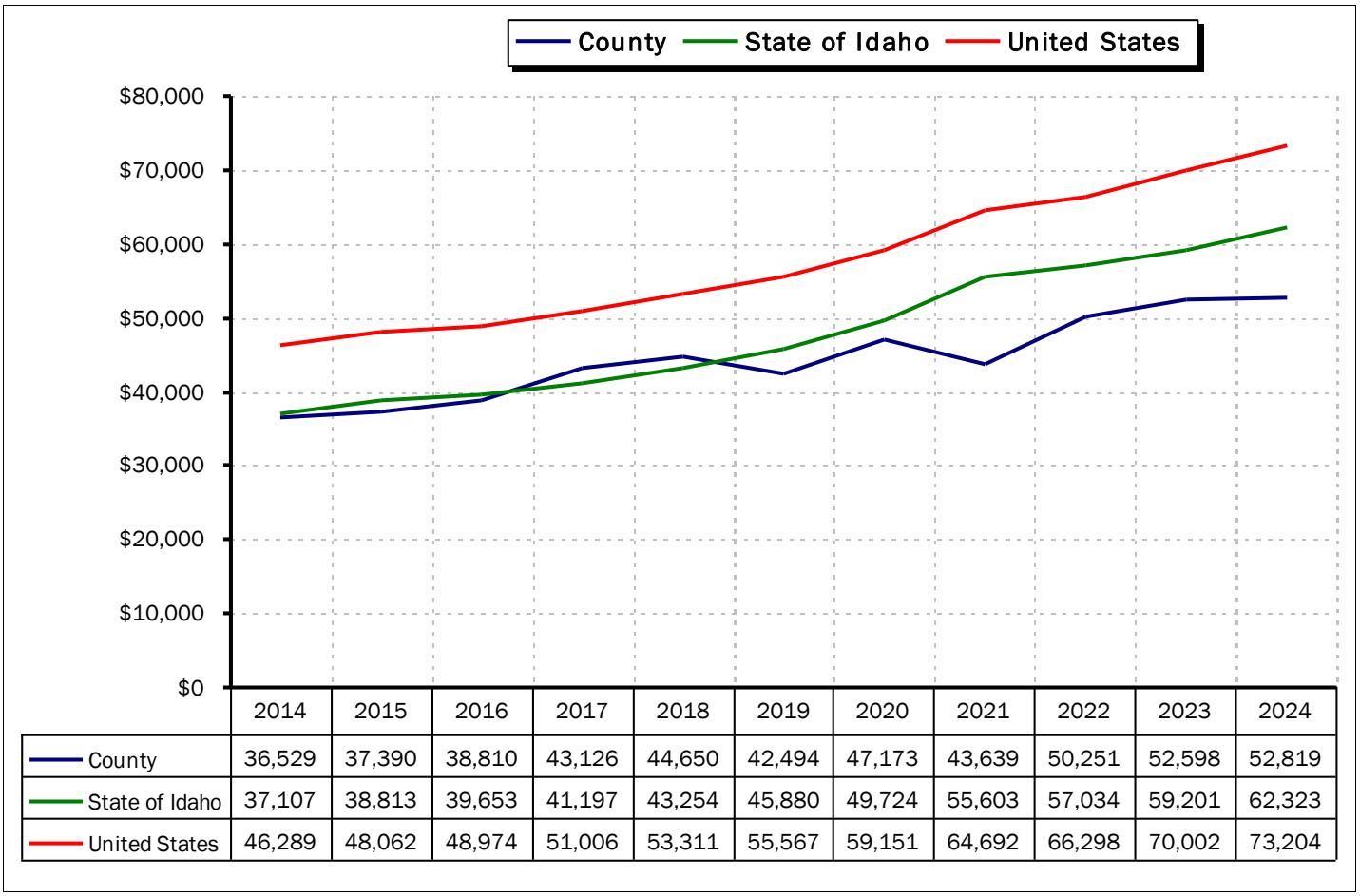

	2014	2015	2016	2017	2018	2019	2020	2021	2022	2023	2024
County	36,529	37,390	38,810	43,126	44,650	42,494	47,173	43,639	50,251	52,598	52,819
State of Idaho	37,107	38,813	39,653	41,197	43,254	45,880	49,724	55,603	57,034	59,201	62,323
United States	46,289	48,062	48,974	51,006	53,311	55,567	59,151	64,692	66,298	70,002	73,204

Source: U.S. Bureau of Economic Analysis

8. Labor Force Commuting Patterns, 2023

It is estimated that 120 workers lived and worked in Clark County in 2023. Another 110 workers were employed in Clark County but lived outside, while 207 workers commuted to other counties for work.

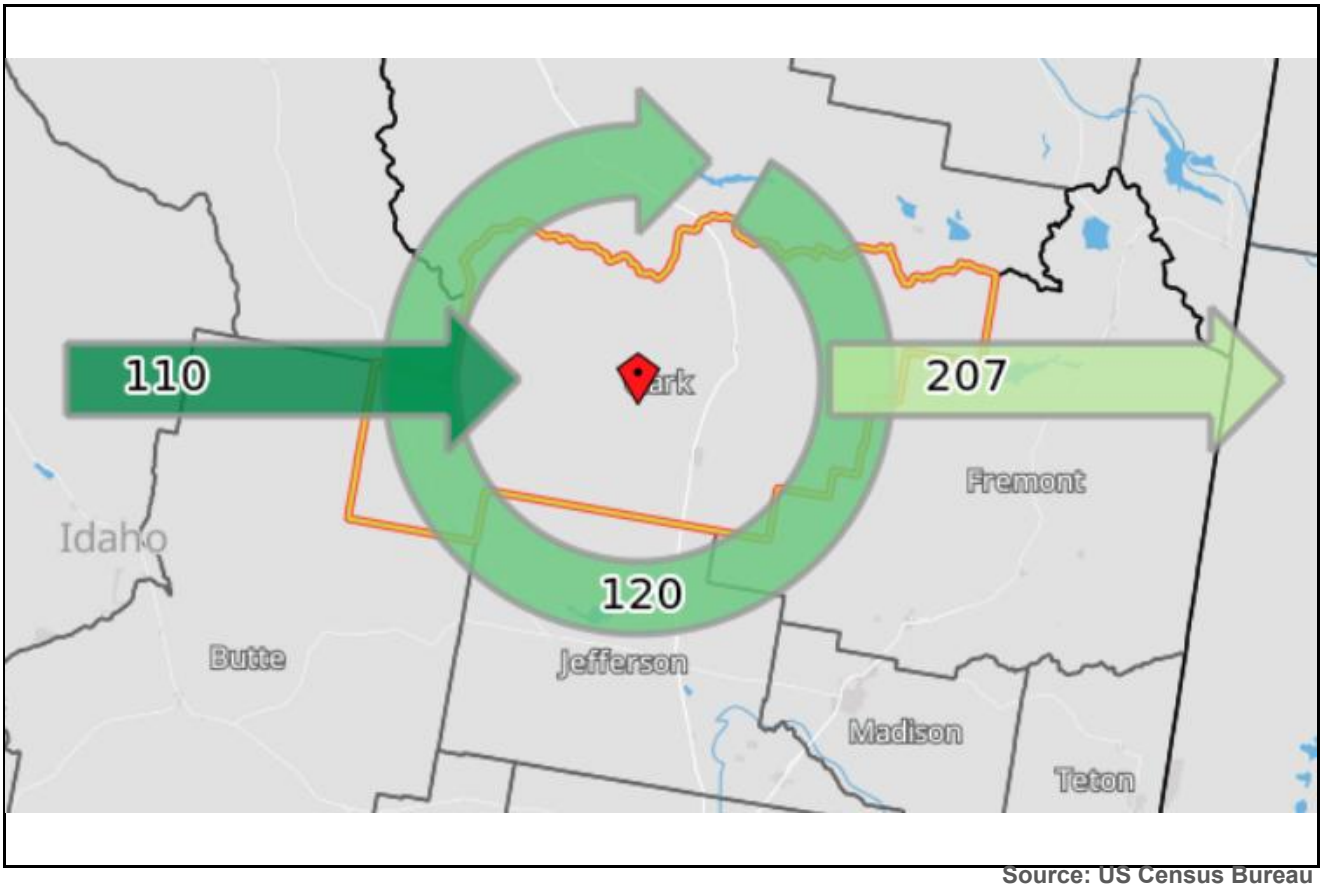

Source: US Census Bureau

9. Top 10 Cities Where People Who Work in Clark County Live, 2023

City of Residence	Count of All Jobs	Percentage of Total Jobs
Dubois	80	34.8%
Idaho Falls	17	7.4%
Pocatello	8	3.5%
Spencer	8	3.5%
Rexburg	5	2.2%
Roberts	5	2.2%
Ammon	2	0.9%
Mud Lake	2	0.9%
St. Anthony	2	0.9%
Sugar City	2	0.9%

Note: "All Jobs" includes private and public sector jobs. It also includes a count of workers with multiple jobs. Source: US Census Bureau- Longitudinal Employer-Household Dynamics (LEHD)

10. Top 10 Cities Where People Who Live in Clark County Work, 2023

City of Employment	Count of All Jobs	Percentage of Total Jobs
Dubois	92	28.1%
Idaho Falls	36	11.0%
Boise	10	3.1%
Bozeman, MT	6	1.8%
Pocatello	6	1.8%
Rexburg	6	1.8%
Ammon	5	1.5%
Blackfoot	4	1.2%
Meridian	4	1.2%
Rigby	4	1.2%

Note: "All Jobs" includes private and public sector jobs. It also includes a count of workers with multiple jobs. Source: US Census Bureau- Longitudinal Employer-Household Dynamics (LEHD)

For more Information, Contact:

Ryan Whitesides , Labor Economist, Idaho Department of Labor • 1515 East Lincoln Road, Idaho Falls, ID 83401 • (208) 696 - 2347 • ryan.whitesides@labor.idaho.gov • Labor Market Information website: lmi.idaho.gov

--- Blank Page ---